

MarchSeptember 2022 – Version 67

NYS Clean Heat

Statewide Heat Pump Program Manual



Version History and Description of Revisions: NYS Clean Heat Program Manual

Date Filed	Version	Topic	Description of Change	Section/ Page
3/16/2020	1	N/A	N/A	N/A
4/30/2020	2	Revisions identified in 3/31/2020 New York Department of Public Service Letter Approving NYS Clean Heat Implementation Plan	Revision of terminology in accordance with industry use; additional detail on distributor incentives; clarification on eligibility requirements; inclusion of Glossary of Terms; consistency with NYS Clean Heat Implementation Plan.	Whole Document
5/29/2020	3	Revisions given additional Quality Assurance/ Quality Control (QA/QC) Materials	Program Manual updates to reflect development of additional materials related to QA/QC.	Section 5
7/1/2021	4	Transition Plans	Discussion of Transition Plans (from NYSEDA and/or Electric Utility-specific heat pump programs to NYS Clean Heat) has been removed since this transition is complete.	Whole document
7/1/2021	4	Criteria to determine eligibility	Additional clarity provided for scenarios in which project eligibility is not clearly defined; changes in eligibility to provide additional flexibility and options.	Sections 4, 5
7/1/2021	4	Field Assessments	QA/QC references changed to "Field Assessments"; edits made to align with the New York State Clean Heat Statewide Heat Pump Program Quality Policies and Procedures Manual; clarification of procedures for contractors to contest assessments scores.	Section 5
7/1/2021	4	System Sizing Requirements	Revisions including: allowing manufacturer equipment sizing software; additional direction regarding temperature information; information regarding alternative methods to comply with residential building codes; clarification of definitions; clarification and flexibility on sizing systems cooling capacities.	Section 3

Date Filed	Version	Topic	Description of Change	Section/ Page
7/1/2021	4	Energy Modeling	Additional clarity and information for energy modeling; reference to provision of Excel tool to calculate energy savings and estimated incentives for specific eligible heat pump technologies, including a user manual for the tool.	Section 4
7/1/2021	4	Financing	Additional information regarding Green Jobs-Green New York Financing.	Section 2
7/1/2021	4	Incentives	Changes and clarifications to incentives, including: new category of Heat Pump + Envelope measures; changes to distributor incentives for certain utilities; total incentive cap for certain categories; new Customer Participation Acknowledgement form allowing additional payment option.	Sections 2-4
7/1/2021	4	Program Incentive Application Process	Clarifications and changes on program incentive application process.	Section 4
7/1/2021	4	Participating Contractor Eligibility	Clarifications/changes on certain requirements for Participating Contractors.	Section 4
10/1/21	5	Stakeholder Engagement	Additional detail on stakeholder engagement, including meetings with Participating Contractors and Industry Partners	Section 2
10/1/21	5	Incentives	Changes and clarifications to incentives, including re: inclusion of ground source variable refrigerant flow heat pumps ("GSVRFs"); eligibility requirements for integrated controls package incentive adder and decommissioning of existing system adder; change to incentive levels for certain utilities/categories; clarification of terminology in incentive tables; clarification on standards for eligibility of Air-Source Heat Pumps ("ASHPs") and Air Source VRFs ("ASVRFs"); inclusion of Single Package Vertical Heat Pumps ("SPVHPs"); inclusion of Energy Recovery Ventilators ("ERVs"), and Heat Recovery Ventilators ("HRVs"); and clarification of AS and GSVRFs terms	Sections 2-4

Date Filed	Version	Topic	Description of Change	Section/ Page
10/1/21	5	Eligible Technologies	Addition of: SPVHPs, Energy Recovery Ventilators (“ERVs”), and Heat Recovery Ventilators (“HRVs”), with associated program requirements	Section 3.2.2.6, 3.2.5, 3.6
10/1/21	5	Eligibility Criteria	Clarification of eligibility criteria for: Air Source VRFs (“ASVRFs”); Ground-Source Heat Pump (“GSHP”) systems; Air-to-Water Heat Pump Water Heaters; Category 4A: Heat Pump + Envelope projects	Sections 3.2.2.4, 3.2.3, 3.2.4.1, 3.2.5
10/1/21	5	Warranty	Change to warranty criteria for Heat Pump Water Heater (“HPWH”) Systems qualifying for Category 6 incentives	Section 3.3
10/1/21	5	Savings Calculator	Updates to Statewide Clean Heat Program Savings Calculator, including addition for GSVRFs	Section 3.6.1
10/1/21	5	Program Incentive Application Process	Additional detail on timing for submission of incentive applications	Section 4
10/1/21	5	Contractor requirements	Additional detail on requirements for HPWH Contractors	Section 4
10/1/21	5	Field Assessments	Additional guidance on photo assessments for prescriptive incentive applications.	Section 5.5
10/1/21	5	Contractor Participation Status	Additional detail regarding criteria for achieving Full Status.	Section 6.2
10/1/21	5	Glossary of Terms	Addition and revision of terms, including: ERVs, HRVs, and SPVHPs	Section 10
10/1/21	5	Sizing Calculations	Revisions to guidance in calculating sizing ratios.	Appendix 2

3/1/22	6	Incentives	Change in residential incentive amounts for Central Hudson, Con Edison, and Orange & Rockland Service Territories for Category 1, 2, 2a, and 2b; addition of 2b decommissioning adder in Central Hudson service territory; change in incentive amounts for Con Edison natural gas moratorium kicker; additional information regarding requirements for these incentives.	Section 2
3/1/22	6	Definitions and Glossary of Terms	Additional definition and clarification for key terms, including “gut rehab,” “decommissioning,” “integrated controls,” and “multifamily.”	Section 10 and Whole Document
3/1/22	6	Financing	Additional information and revisions regarding Green Jobs – Green New York Financing Program.	Section 2.3
3/1/22	6	Eligible Technologies	Revisions regarding SPVHPs, VRFs, ERVs, HRVs, and Building Envelope Upgrades paired with eligible heat pumps. Additional detail regarding: year round heating system capability; requirement to meet 100% of building heating load for 2b incentive eligibility; heat distribution across all occupied spaces; updates regarding entering water temperature requirements for GSHPs.	Sections 3.2 and 2.1
3/1/22	6	Training	Additional information regarding ccASHP manufacturer sizing and design training requirements for Participating Contractors.	Section 3.2.1
3/1/22	6	Modifications to Incentives	Utility planning to notify market three months prior to incentive changes and not make changes more frequently than twice per year.	Section 2.2
3/1/22	6	Quality Control and Field Assessments	Clarification that systems must be installed to pass all requirements of the NYS Clean Heat quality control program and its associated Field Assessment checklists	Section 3.2
3/1/22	6	Timing Regarding Incentive Applications	Information and detail regarding: incentive applications for prescriptive category incentives due within 60 days after the installation is commissioned;	Section 4

			45-day period for Participating Contractors to provide missing application information.	
3/1/22	6	Program Compliance, Fields Assessments, and Participation Status	Additional information regarding Field Assessment checklists and scoring criteria, photo documentation, and Participating Contractor status.	Sections 5 and 6
3/1/22	6	Contact Information	Updates on Utility contact information	Section 9
<u>9/1/22</u>	<u>7</u>	<u>Stakeholder Engagement</u>	<u>Change in timing of Participating Contractor and Industry Partner (PCIP) webinars from monthly to quarterly</u>	<u>Section 2</u>
<u>9/1/22</u>	<u>7</u>	<u>Incentives</u>	<u>Additional detail and updates regarding incentive categories, effective Sept. 1, 2022, including: update that all projects in Multifamily Buildings are eligible for incentives under Category 4, Custom; expanded applicability of Category 2a ccASHP Full Load Heating with Integrated Controls and Category 2b ccASHP Full Load Heating with Decommissioning, with inclusion in statewide incentive tables; GSVRF eligibility for incentives in Category 3; eligibility for Category 4 Custom Space Heating Applications; eligibility for Category 6 Custom Hot Water Heating Applications; addition of HPWH Midstream Incentive; updates to Participating Contractor Rewards; change to Priority Electrification Kicker Incentives (formerly Con Edison Natural Gas Constrained Kicker Incentives, now relevant for National Grid for certain zip codes)</u>	<u>Section 2</u>
<u>9/1/22</u>	<u>7</u>	<u>Incentive Limitations and Other Modifications</u>	<u>Identification of Program incentive limitations, effective Sept. 1, 2022, including 70% of project costs for all projects; provisions related to \$1 million cap per project; total GSHP incentive limit of \$50,000 per project. Also provision regarding changes in Program incentives for projects with signed customer commitment.</u>	<u>Section 2.2</u>
<u>9/1/22</u>	<u>7</u>	<u>Stacking of Clean Heat and NYSERDA Incentives</u>	<u>Provisions regarding stacked Clean Heat incentives with NYSERDA program incentives</u>	<u>Section 2.3</u>

<u>9/1/22</u>	<u>7</u>	<u>Design Temperature Requirements</u>	<u>Clarification of precedence of AHJ in determining design temperature requirements</u>	<u>Section 3.2.1</u>
<u>9/1/22</u>	<u>7</u>	<u>Project Eligibility</u>	<u>Clarification of eligibility, sizing, and installation requirements with the statewide implementation of Categories 2a and 2b</u>	<u>Section 3.2.2 and subsections</u>
<u>9/1/22</u>	<u>7</u>	<u>Infiltration Guidance</u>	<u>Addition of Section 3.2.6.2 Infiltration Guidance</u>	<u>Section 3.2.6.2</u>
<u>9/1/22</u>	<u>7</u>	<u>Project Eligibility</u>	<u>Additional specifications around air source electric technology and baseline heating consumption displacement</u>	<u>Section 3.2.7</u>
<u>9/1/22</u>	<u>7</u>	<u>Participating Contractor Requirements</u>	<u>Removal of language requiring Participating Contractors to submit a NYSERDA Participation Agreement</u>	<u>Section 4.1, Step 1</u>
<u>9/1/22</u>	<u>7</u>	<u>Midstream HPWH Incentive</u>	<u>Addition of Section 4.2 Midstream Heat Pump Water Heater Unit Installations, outlining steps involved in the Midstream HPWH incentive process</u>	<u>Section 4.2</u>
<u>9/1/22</u>	<u>7</u>	<u>Participating Distributors</u>	<u>Addition of “Participating Distributor” definition</u>	<u>Appendix 1</u>

Contents

Version History and Description of Revisions: NYS Clean Heat Program Manual	2
1. Introduction	13
What is the NYS Clean Heat Statewide Heat Pump Program?	13
2. Program Summary	13
2.1 Available Incentive Funding	15
2.2 Modifications to Incentives	24
2.3 Green Jobs — Green New York Financing	25
3. Eligibility and Requirements	28
3.1 Site Eligibility	28
3.2 Eligible Technologies	28
3.2.1 Code-Required System Sizing	29
3.2.2 Air-Source Heat Pump Systems	33
3.2.3 Ground-Source Heat Pumps (GSHPs)	40
3.2.4 Heat Pump Water Heaters and Ground-Source Water-to-Water Heat Pumps	50
3.2.5 Energy Recovery Ventilators (ERVs) and Heat Recovery Ventilators (HRVs)	52
3.2.6 Envelope Measures (for Category 4A: Heat Pump + Envelope)	52
3.2.7 Additional Project Eligibility Criteria	54
3.3 Warranty Requirements	54
3.4 Operation and Maintenance Requirements	55
3.5 Savings Methodology for Categories 1, 2, 3, 5, 7 and 8	56
3.6 Engineering Savings Analysis Requirements for Custom Categories 4, 4A & 6	56
3.6.1 Statewide Custom Clean Heat Program Savings Calculator	57
3.6.2 Energy Modeling	57
3.6.3 Establishing Baselines	58
3.7 Additional Requirements for New Construction and Gut Rehab	60
3.7.1 New Construction and Gut Rehab Eligibility	60
3.7.2 Energy Code Compliance	60
3.7.3 New Construction and Gut Rehab Energy Savings Analysis	61
3.8 Special Circumstance Replacements	61
3.8.1 Early Replacement Projects	61
3.8.2 Required Project Documentation	61
3.8.3 Extended Life Projects	62
3.8.4 Required Project Documentation	62
3.8.5 Special Circumstance Savings Baselines	63

4. Participating in the Program	64
Step 1. Become a Participating Contractor	65
Participating Contractor Requirements	66
Step 2. Confirm Project Eligibility	70
Step 3. Submit Application Package	70
Step 4. Initial Technical Review	72
Step 5. Pre-Inspection	72
Step 6. Receive Project Pre-Approval	73
Step 7. Install Equipment	73
Step 8. Post-Inspection	74
Step 9. Final Technical Review	74
Step 10. Receive Incentive Payment	74
Step 11. Installation Assessment	75
5. Program Compliance and Field Assessments	77
5.1 Compliance with Manufacturers' Installation Requirements, Laws and Codes	77
5.2 Execution of Work Requirements	77
5.3 Field Assessments Overview	77
5.3.2 Summary of Field Assessment Process	77
5.4 Field Assessments	78
5.5 Photo Assessment (ASHP & GSHP Categories 1, 2, and 3)	80
5.6 Procedure for Handling Nonconformance and Corrective Action	80
5.7 Procedure for Contesting a Score	81
5.8 Contractor Feedback and Training	81
6. Participation Status	82
6.1 Provisional Status	82
6.2 Full Status	82
6.3 Probationary Status	83
6.4 Suspended Status	83
6.5 Terminated Status	84
6.6 Inactive Status	85
6.7 Status Review Process	85
7. Recommended Program Guidelines	86
8. General Information	87
8.1 Waiver	87
8.2 Logo Use Disclaimer	87

9. Contact Information	88
10. Appendix: NYS Clean Heat Program – Glossary of Terms	89
11. Appendix 2: Calculating Sizing Ratios in the New York State Clean Heat Program Guide	94
Version History and Description of Revisions: NYS Clean Heat Program Manual	2
1. Introduction	13
What is the NYS Clean Heat Statewide Heat Pump Program?	13
2. Program Summary	13
2.1 Available Incentive Funding	15
2.2 Modifications to Incentives	24
2.3 Coordination with NYSERDA programs	25
2.4 Green Jobs – Green New York Financing	26
3. Eligibility and Requirements	28
3.1 Site Eligibility	28
3.2 Eligible Technologies	28
3.2.1 Code-Required System Sizing	29
3.2.2 Air-Source Heat Pumps	33
3.2.3 Ground Source Heat Pumps	40
3.2.4 Heat Pump Water Heaters and Ground Source Water-to-Water Heat Pumps	50
3.2.5 Energy Recovery Ventilators (ERVs) and Heat Recovery Ventilators (HRVs)	52
3.2.6 Envelope Measures (for Category 4A: Heat Pump + Envelope)	52
3.2.7 Additional Project Eligibility Criteria	54
3.3 Warranty Requirements	54
3.4 Operation and Maintenance Requirements	55
3.5 Savings Methodology for Categories 1, 2, 3, 5, 7 and 8	56
3.6 Engineering Savings Analysis Requirements for Custom Categories 4, 4a & 6	56
3.6.1 Statewide Custom Clean Heat Program Savings Calculator	57
3.6.2 Energy Modeling	57
3.6.3 Establishing Baselines	58
3.7 Additional Requirements for New Construction and Gut Rehab	60
3.7.1 New Construction and Gut Rehab Eligibility	60
3.7.2 Energy Code Compliance	60
3.7.3 New Construction and Gut Rehab Energy Savings Analysis	61
3.8 Special Circumstance Replacements	61
3.8.1 Early Replacement Projects	61
3.8.2 Required Project Documentation	61

3.8.3 Extended Life Projects.....	62
3.8.4 Required Project Documentation.....	62
3.8.5 Special Circumstance Savings Baselines.....	63
4. Participating in the Program	64
4.1 Prescriptive and Custom Heat Pump Project Installations	64
Step 1. Become a Participating Contractor	65
Participating Contractor Requirements	66
Step 2. Confirm Project Eligibility.....	70
Step 3. Submit Application Package.....	70
Step 4. Initial Technical Review.....	72
Step 5. Pre-Inspection.....	72
Step 6. Receive Project Pre-Approval.....	73
Step 7. Install Equipment.....	73
Step 8. Post-Inspection.....	74
Step 9. Final Technical Review	74
Step 10. Receive Incentive Payment.....	74
Step 11. Installation Assessment	75
4.2 Midstream Heat Pump Water Heater Unit Installations	75
Step 1: Become a Participating Distributor.....	75
Step 2. Confirm Project Eligibility.....	75
Step 3. Install Equipment.....	75
Step 4: Submit HPWH applications	75
Step 5. Receive Incentive Payment.....	76
Step 6. Installation Assessment	76
5. Program Compliance and Field Assessments	77
5.1 Compliance with Manufacturers' Installation Requirements, Laws and Codes	77
5.2 Execution of Work Requirements	77
5.3 Field Assessments Overview	77
5.3.2 Summary of Field Assessment Process	77
5.4 Field Assessments	78
5.5 Photo Assessment (ASHP & GSHP Categories 1, 2, 2a, 2b, and 3).....	80
5.6 Procedure for Handling Nonconformance and Corrective Action.....	80
5.7 Procedure for Contesting a Score	81
5.8 Contractor Feedback and Training	81
6. Participation Status.....	82

6.1 Provisional Status.....	82
6.2 Full Status.....	82
6.3 Probationary Status	83
6.4 Suspended Status.....	83
6.5 Terminated Status.....	84
6.6 Inactive Status.....	85
6.7 Status Review Process.....	85
7. Recommended Program Guidelines	86
8. General Information.....	87
8.1 Waiver.....	87
8.2 Logo Use Disclaimer	87
9. Contact Information	88
10. Appendix 1: NYS Clean Heat Program - Glossary of Terms	89
11. Appendix 2: Calculating Sizing Ratios in the New York State Clean Heat Program Guide	94

1. Introduction

What is the NYS Clean Heat Statewide Heat Pump Program?

Heat pumps have been an efficient source of heating and cooling for many years, but advances in technology now allow them to effectively address heating needs in cold climates, helping customers lower their energy costs and reduce greenhouse gas emissions. To achieve statewide heat pump goals and build the market infrastructure for a low-carbon future, the New York State (“NYS”) Clean Heat Statewide Heat Pump Program (“NYS Clean Heat Program” or “Program”) is being implemented in coordination with a portfolio of market development initiatives to build market capacity and deliver building electrification solutions. The NYS Clean Heat Program, a collaborative effort between the New York Electric Utilities¹ and the New York State Energy Research & Development Authority (“NYSERDA”) (collectively, “Joint Efficiency Providers”²), is designed to provide customers, contractors, and other heat pump solution providers a consistent experience and business environment throughout New York State.³

The NYS Clean Heat Program includes a range of initiatives to advance the adoption of efficient electric heat pump systems that are designed and used for space and water heating. Core to the Program is the suite of incentives that support customer adoption of eligible heat pump technologies, both cold climate air source and ground source systems, through promotion and pricing discounts offered by contractors and other heat pump solution providers. Market development efforts include support for training and qualification of contractors, processes to assure quality installations, and marketing and education to help customers understand and select among options and to operate systems optimally.

2. Program Summary

Heat pumps transfer heat from a source (or sink) such as outdoor air, the ground, or a mechanically heated or cooled fluid loop rather than producing it (e.g., via an electric resistance coil or by burning fossil fuels). In the heating season, heat is extracted from the heat source and supplied to the conditioned space. During the cooling season, heat is extracted from the conditioned space and rejected to the heat sink. Heat pump technology can provide customers with the following benefits:

- Less volatile annual energy bills, which is especially advantageous for customers

¹ The New York Electric Utilities consist of Central Hudson Gas & Electric Corporation (“Central Hudson”), Consolidated Edison Company of New York, Inc. (“Con Edison”), Niagara Mohawk Power Corporation d/b/a National Grid (“National Grid”), New York State Electric & Gas Corporation (“NYSEG”), Orange and Rockland Utilities, Inc. (“Orange & Rockland”), and Rochester Gas and Electric Corporation (“~~RGE~~RG&E”) (collectively, “Electric Utilities”).

² The New York Electric Utilities and NYSERDA are referred to as “Joint Efficiency Providers” for purposes of their partnership in the NYS Clean Heat Program.

³ Version ~~45~~ of the NYS Clean Heat Program Manual was provided on ~~July~~March 1st, ~~2021~~2022. This revised version reflects many of the changes, as identified by the Joint Efficiency Providers and external stakeholders, deemed necessary to enhance the Program.

with fixed, low, or moderate incomes and service-oriented institutions like nonprofits, schools, community centers, and houses of worship

- Greater comfort and health due to added air conditioning and improved indoor air quality delivered by emissions-free technology
- A long-term solution to heating and cooling needs that is easier to maintain than alternatives

The NYS Clean Heat Program funding has been designated by the New York State Public Service Commission through the Joint Efficiency Providers. Incentives are offered for Air-Source Heat Pumps (“ASHPs”) and Ground-Source Heat Pumps (“GSHPs”) for both space heating and cooling as well as for Heat Pump Water Heaters (“HPWHs”) for water heating.

To apply for incentives under this Program, ASHP installers, ASHP designers, GSHP installers, GSHP designers, and GSHP drillers must first become “Participating Contractors” by submitting a Participating Contractor Application indicating the service territories in which they plan to perform work and a Contractor Participation Agreement for each of those specified territories (available at <http://saveenergy.ny.gov/nyscleanheat>). Upon approval, the applicant will receive an approval notification from the Electric Utility and become eligible to apply for incentives in the Program.

GSHP drillers must be approved through this process to become a “participating driller,” but they are not eligible to submit for and receive incentives. Each GSHP installation must be completed by a participating driller. Contractors installing only HPWHs do not have to ~~become~~ become a Participating Contractor to submit an incentive application on behalf of a customer.

Project incentive amounts are paid directly to the Participating Contractor. The project incentive amount, less the optional Contractor Reward, is required to be passed along to the customer. Participating Contractors may request that the project incentive be paid to an alternate payee.

The Joint Efficiency Providers recommend that site owners contact a heat pump professional to assess and implement energy efficiency opportunities related to building envelope and HVAC distribution system prior to, or in coordination with, installing a heat pump system. Common thermal efficiency upgrades include attic and wall insulation, air sealing, and duct sealing. These types of improvements can significantly help ~~meet the goal to~~ provide cost-effective heating with the installation of a cold-climate heat pump. Site owners can elect to receive incentives for a “Heat Pump + Envelope” project, as laid out in Category ~~4A4a~~ (see ~~Section 3~~ Section 3: Eligibility and Requirements for more details). Site owners can also access additional building envelope incentive programs and assistance through NYSEDA or their local utility.

The Joint Management Committee (“JMC”), which is responsible for reviewing and maintaining the NYS Clean Heat Statewide Heat Pump Program, follows a process for making ongoing changes to program areas including incentive structure, eligible technologies, program rules, and other features in order to be responsive to technology and market developments and to maintain market confidence and stability. Participating Contractors will be notified electronically of any program modification or change, and reference documents are publicly available on the NYS Clean Heat Resources webpage (<https://saveenergy.ny.gov/NYScleanheat/resources/>).

Starting in May 2021, the Joint Management Committee began a regularly recurring, ~~monthly~~ Participating Contractors and Industry Partners (PC&IP) Working Group Series webinar that is open to all industry program participants. This ~~monthly~~ quarterly webinar is a public forum for stakeholders to introduce topics for discussion for a larger audience and provide specific program and project feedback, as well as for the JMC members to share key program updates and changes. Stakeholders that wish to be included in this ~~monthly~~ quarterly forum or propose topics for discussion can do so by emailing NYSCleanHeat@ceadvisors.com.

Details on participation and prior discussions can also be found on the NYS Clean Heat Resources webpage (<https://saveenergy.ny.gov/NYScleanheat/resources/>) under the “Working Group Series” heading.

While the PC&IP webinars will serve as the primary avenue for stakeholder engagement, stakeholders are also welcome to reach out to the Program Administrators directly for specific issues as well. Program Administrator contact information is included in [Section 9](#).

This NYS Clean Heat Resources webpage includes other important information and resources, under the following headings:

- Working Group Series
- Training and Workforce Development
- Green Jobs — Green NY (GJGNY) Financing
- Ground Source Heat Pump (GSHP)
- Air Source Heat Pump (ASHP)
- Heat Pump Water Heaters (HPWH)
- Program Development, Approvals and Process Documents
- Standards and Field Assessments
- Submit ~~Your~~ Incentive Applications
- For Manufacturers

2.1 Available Incentive Funding

Incentives are available on a first come, first served basis. Tables 1-3, below, provide summary information regarding the incentive programs and additional detail is provided in following sections. Definitions for key terms are included in the NYS Clean Heat Program Glossary of Terms in ~~Section 10~~ Section 10. Table 1 provides the overall structure of the incentives, including identifying category description, target segments, eligible technology, incentive structure, and eligibility criteria. Table 2 details the Total Incentive amount available per technology and installation type. Each Participating Contractor may retain up to the Participating Contractor Reward amount shown in Table 3. The balance of the Total Incentive less the Participating Contractor Reward must be passed on or otherwise credited to the customer in its entirety. Incentives listed in Table 2, Table 3, and Table 4 are effective as of ~~March~~ September 1, 2022.

Project incentive amounts are paid directly to the Participating Contractor. The project incentive

amount, less the optional Contractor Reward, is required to be passed along to the customer. Participating Contractors and customers may jointly request that the project incentive be paid to an alternate payee.

| by using the customer acknowledgment form.

Table 1: Incentive Structure and Eligibility Criteria

Category Number	Description	Eligible Technologies	Incentive Structure	Eligibility Criteria
1	Cold Climate ASHP ("ccASHP"): Partial Load Heating	Minisplit Heat Pump ("MSHP"), Central ccASHP	\$/outdoor condenser unit	<ul style="list-style-type: none"> Each unit in system must be on the Northeast Energy Efficiency Partnership ccASHP Product List ("NEEP Product List") Total heat pump system heating capacity is <300,000 British Thermal Units per hour ("Btu/h") For central ASHPs installed with a back-up furnace in the same cabinet, the back-up furnace must have capacity <225,000 Btu/h Total heat pump system heating capacity satisfies <90% of the building's design heating load ("BHL")
2	ccASHP: Full Load Heating	Minisplit Heat Pump ("MSHP"), Central ccASHP	<p>\$/10,000 Btu/h of maximum heating capacity at 5°F, as documented on the NEEP Product List</p> <p>Total incentive <u>incentive</u> to be limited to 120% of BHL - e.g., Total incentive <u>incentive</u> \leq (Maximum Heating Capacity * 1.2 / HP Sizing Ratio). See Equipment Sizing Requirements in Appendix 2 for additional details.</p>	<ul style="list-style-type: none"> Each unit in system must be on the NEEP Product List Total heat pump system heating capacity is <300,000 Btu/h, except for systems installed in multifamily buildings. For multifamily buildings, all retrofit MSHP or Central ccASHP systems shall be eligible for Category 2 regardless of heating capacity, while multifamily new construction or gut rehab projects shall be eligible for Category 4, regardless of system capacity. For central ASHPs installed with a back-up furnace in the same cabinet, the back-up furnace must have capacity <225,000 Btu/h <u>Total heat pump system heating capacity satisfies at least 90%⁵ of the BHL. Systems sized for >120% BHL may incur further review and require justification.</u> <u>In cases where there are four or fewer units choosing heat pumps in a Multifamily building, they shall be eligible to apply in Category 2 subject to the discretion of the utility.</u>

⁵ Contractors are strongly encouraged to design heat pump systems in this Category that satisfy 100% of BHL

Category Number	Description	Eligible Technologies	Incentive Structure	Eligibility Criteria
			<p>New construction or gut rehabilitation (“gut rehab”)⁴</p> <p>Multifamily projects that elect to install MSHP or Central ccASHP systems will be incentivized at the Category 4- Custom Space Heating Applications rate.</p>	
2a	ccASHP: Full Load Heating	Minisplit Heat Pump (“MSHP”), Central ccASHP with Integrated Controls	<p>\$/10,000 Btu/h of maximum heating capacity at 5°F, as documented on the NEEP Product List</p> <p>Total Incentive to be limited to 120% of BHL - e.g., Total Incentive ≤ (Maximum Heating Capacity * 1.2 / HP Sizing Ratio). See Equipment Sizing Requirements in Appendix 2 for additional details.</p>	<ul style="list-style-type: none"> Eligible projects include heat pumps that meet the full building load where the previously existing system is coupled with integrated controls Category 2a is only available for retrofit projects of existing structures and is not available to new construction or gut rehab⁶ To be eligible for Category 2a incentives, the integrated controls package must be connected to existing fossil fuel heating equipment and must operate the heat pump as the first stage/primary heating system Ancillary electric heating systems are not eligible for a Category 2a incentive

⁴ Gut rehabilitation or “gut rehab” is any work that could be considered an “Alteration” per the Energy Conservation Construction Code of New York State (ECCCNYS), as defined in Sections C202 and R202 of the code and as covered in Sections C503 and R503, which make alterations subject to new construction code requirements.

⁶ Gut rehabilitation or “gut rehab” is any work that could be considered an “Alteration” per the Energy Conservation Construction Code of New York State (ECCCNYS), as defined in Sections C202 and R202 of the code and as covered in Sections C503 and R503, which make alterations subject to new construction code requirements

Category Number	Description	Eligible Technologies	Incentive Structure	Eligibility Criteria
				<ul style="list-style-type: none"> In cases where there are four or fewer units choosing heat pumps in a Multifamily building, they shall be eligible to apply in Category 2a subject to the discretion of the utility.
2b	ccASHP: Full Load Heating	Minisplit Heat Pump ("MSHP"), Central ccASHP with Decommissioning	<p>\$/10,000 Btu/h of maximum heating capacity at 5°F, as documented on the NEEP Product List</p> <p>Total Incentive to be limited to 120% of BHL - e.g., Total Incentive ≤ (Maximum Heating Capacity * 1.2 / HP Sizing Ratio). See Equipment Sizing Requirements in Appendix 2 for additional details.</p>	<ul style="list-style-type: none"> Eligible projects include heat pumps that meet the full building load where the previously existing fossil fuel system is decommissioned Category 2b will require submission of an additional attestation form and will only be available for retrofit projects To be eligible for a Category 2b incentive, the heat pump system installed must meet the full heating load of the building, as discussed in Section 3.2.2.1 Category 2b incentives will only be available when decommissioning existing fossil fuel heating equipment In cases where there are four or fewer units choosing heat pumps in a Multifamily building, they shall be eligible to apply in Category 2b subject to the discretion of the utility.

Category Number	Description	Eligible Technologies	Incentive Structure	Eligibility Criteria
3	GSHP: Full Load Heating	GSHP	<p>\$/10,000 Btu/h of full load heating capacity as certified by AHRI</p> <p>Total incentive Incentive to be limited to 120% of BHL - e.g., Total incentive Incentive ≤ (Full Load GLHP Rating OR Full Load GWHP Rating*1.2)/HP sizing ratio). See Equipment Sizing Requirements in Appendix 2 for additional details.</p> <p>New construction or gut rehab Multifamily projects that elect to install GSHP systems will be incentivized at the Category 4: Custom Space Heating Applications rate.</p>	<ul style="list-style-type: none"> Each heat pump in the system must meet or exceed the ENERGY STAR Geothermal heat pump specification. Note that console units, and non-console heat pump appliances with less than 24,000 Btu/h rated full load cooling whose performance does not meet or exceed ENERGY STAR specifications, and GSVRFs are not eligible for incentives in this category but may instead qualify must apply for incentives under Category 4. Total heat pump system heating capacity is <300,000 Btu/h, except for systems installed in multifamily buildings. For multifamily buildings, all retrofit GSHP systems shall be eligible for Category 3 regardless of heating capacity, while multifamily new construction or gut rehab GSHP projects shall be eligible for Category 4, regardless of capacity, which all must apply through Category 4 <u>Ground source variable refrigerant flow heat pumps ("GSVRFs") are eligible for incentives in Category 3 if the total heating capacity is <300,000 Btu/h. GSVMF systems, regardless of total heating system size or individual appliance cooling capacity, must meet or exceed the minimum efficiencies listed in Table 6.</u> System consists only of individual appliance cooling capacity for open-loop and closed-loop GSHP installs <135,000 Btu/h and/or individual appliance cooling capacity for direct exchange GSHP installs ≤180,000 Btu/h Ground loops must comply with applicable New York Department of Environmental Conservation ("NY DEC"), New York City ("NYC"), and International Ground-Source Heat Pump Association ("IGSHPA") standards

Category Number	Description	Eligible Technologies	Incentive Structure	Eligibility Criteria
				<ul style="list-style-type: none"> Total heat pump system heating capacity satisfies at least 90%⁷ of the BHL. Systems sized for >120% BHL may incur further review and require justification.
				<ul style="list-style-type: none"> <u>Total heat pump system heating capacity is >300,000 Btu/h, except for systems installed in multifamily buildings, which all must apply through Category 4. In cases where fewer than five dwelling units of a multifamily building with five or more dwelling units apply for Clean Heat incentives, they may apply in Category 2, 2a or 2b.</u> Installed systems must satisfy the dominant HVAC load for the building, per applicable code. If the building has a higher BHL than BCL, the system must be sized to satisfy BHL. If the building has a higher BCL, the system must be sized to satisfy BCL.

⁷ Contractors are strongly encouraged to design heat pump systems in this Category that satisfy 100% of BHL

Category Number	Description	Eligible Technologies	Incentive Structure	Eligibility Criteria
4	Custom Space Heating Applications	General	\$/MMBtu of annual energy savings	<ul style="list-style-type: none"> Projects shall be for full-load heating systems. If the proposed project is a partial load heating system, it will require additional justification. Each partial load heating system will be subject to a review on a case-by-case basis, via project-level analysis. Requires confirmation of projected MMBtu savings to determine incentive amount Each project requires pre-approval, based on a review of projected MMBtu savings and an associated preliminary incentive amount (\$/MMBtu) <p><u>Projects shall be for full-load heating systems</u></p> <ul style="list-style-type: none"> For <p><u>Partial-load scenarios in which Custom project eligibility is not clearly defined, the following shall be used may be approved on a case-by-case basis to determine eligibility for Category 4 Custom Space Heating Applications incentives based on the following criteria:</u></p> <ul style="list-style-type: none"> Fossil fuel (heating oil, natural gas, steam generated by fossil fuel, etc.) energy consumption must be reduced by the new electric technology or application. <u>Air source electric technology must use staged, multi-speed or variable-speed heat pumps and must displace at least half of annual baseline heating consumption or alternative case fossil fuel consumption. Fuel savings cannot include fossil fuel system efficiency savings; in savings calculations, the fossil fuel baseline efficiency (including distribution) must equal the existing or upgraded (boiler) system efficiency.</u> The new electric technology or application:

Category Number	Description	Eligible Technologies	Incentive Structure	Eligibility Criteria
4 (Cont'd)	Custom Space Heating Applications		\$/MMBtu of annual energy savings	<ol style="list-style-type: none"> 1. Must not increase<u>decrease</u> the overall annual site energy consumption 2. Shall be market ready and can meet or exceed applicable minimum efficiency specifications <u>to meet applicable codes and standards</u>
		Central ccASHP		<p>Eligible Central ccASHP systems must have either <u>be constituted only of the following characteristics:</u></p> <ul style="list-style-type: none"> • NEEP-listed equipment with total heat pump system heating capacity at design condition of $\geq 300,000$ Btu/h • Individual heat pump appliances tested under AHRI 210/240 that meet or exceed the NEEP ccASHP specification requirements, but are not NEEP listed • For central ASHPs installed with a back-up furnace in the same cabinet, the back-up furnace must have capacity $< 225,000$ Btu/h
		MSHP		<p>Eligible MSHP systems must have either <u>be constituted only of the following characteristics:</u></p> <ul style="list-style-type: none"> • NEEP-listed equipment with total heat pump system heating capacity at design condition of $\geq 300,000$ Btu/h • Individual heat pump appliances tested under AHRI 210/240 that meet or exceed the NEEP ccASHP specification requirements, but are not NEEP listed

Category Number	Description	Eligible Technologies	Incentive Structure	Eligibility Criteria
4 (Cont'd)	Custom Space Heating Applications	Commercial Unitary Systems/Large Commercial ASHPs	\$/MMBtu of annual energy savings	<p>Eligible Commercial Unitary Systems must have the following characteristics:</p> <ul style="list-style-type: none"> • Include individual heat pump appliances that are powered by three-phase electricity or have rated cooling capacities $\geq 65,000$ Btu/h • Systems must consist of multi-speed or variable speed compressor. Constant compressors. Single speed systems are not eligible for incentives.
		Air Source Variable Refrigerant Flow Heat Pump ("ASVRF")		<p>Eligible ASVRFs must have the following characteristics:</p> <ul style="list-style-type: none"> • ASVRF systems up to 240,000 Btu/h cooling capacity must meet or exceed current ENERGY STAR Light Commercial HVAC Key Product Criteria. For systems with capacities greater than those covered by ENERGY STAR, program eligibility will be determined based on whether proposed heat pump efficiencies meet or exceed local energy code.
		GSHP		<p>GSHP systems must meet or exceed the ENERGY STAR Geothermal heat pump specification efficiency requirements and exhibit one or more of the following characteristics:</p> <ul style="list-style-type: none"> • Systems with individual heat pump appliances powered by three-phase electricity or • Systems with a total system heating capacity $\geq 300,000$ Btu/h or • Systems that have individual appliance cooling capacity for closed-loop GSHP installs $\geq 135,000$ Btu/h or • Systems that have an individual appliance cooling capacity for direct exchange GSHP installs $\geq 180,000$ Btu/h or

Category Number	Description	Eligible Technologies	Incentive Structure	Eligibility Criteria
4 (Cont'd)	Custom Space Heating Applications		\$/MMBtu of annual energy savings	<p><u>Exceptions to the above eligibility criteria:</u></p> <ul style="list-style-type: none"> GSHP systems with <24,000 Btu/h rated full load cooling must meet or exceed the specifications in Table 5. Multifamily new construction or gut rehab projects shall be eligible for Category 4, regardless of the overall capacity of the system being installed.
		Ground Source Variable Refrigerant Flow Heat Pump ("GSVRF")		GSVRF systems, regardless of total heating system size or individual appliance cooling capacity, must meet or exceed the minimum efficiencies listed in Table 6.
		Console Type GSHPs		Console type GSHP systems, regardless of total heating system size or individual appliance cooling capacity, must meet or exceed the minimum efficiencies listed in Table 4.
		<u>Cold Climate</u> Packaged Terminal Heat Pumps ("PHTPs") ("ccPHTPs")		<p>Eligible PHTPs<u>ccPHTPs</u> must meet the following criteria:</p> <ul style="list-style-type: none"> Manufacturer reported COP at 5°F must exceed 1.75 (at full operating capacity) Compressor each unit in system must be variable capacity (three or more distinct operating speeds, or continuously variable) Manufacturer reported heat pump output at 5°F must be a minimum of 50% of rated heating capacity at 47°F<u>On the NEEP Product List.</u>

Category Number	Description	Eligible Technologies	Incentive Structure	Eligibility Criteria
		Single Package Vertical Heat Pumps ("SPVHPs")		<p>Eligible SPVHPs must meet the following criteria:</p> <ul style="list-style-type: none"> • Manufacturer reported COP at 5°F must exceed 1.5 (at full operating capacity) • Compressor must be variable capacity (three or more distinct operating speeds, or continuously variable) • Manufacturer reported Heat Pump output at 5°F must be a minimum of 50% of rated heating capacity at 47°F
		Energy Recovery Ventilator / Heat Recovery Ventilator ("ERV/HRV")		<p>Eligible ERV/HRVs must meet the following criteria:</p> <ul style="list-style-type: none"> • Must not be required by federal, state, local or municipal codes or standards • Must be paired with an eligible heat pump system

Category Number	Description	Eligible Technologies	Incentive Structure	Eligibility Criteria
4A4a	HP + Envelope	See Category 4, plus Window Replacements, Window Film, Wall Insulation, Continuous Insulation, Window Walls, Curtain Walls, Exterior Façade, Air Leakage Sealing, Air Barrier Continuity, Roof Insulation	\$/MMBtu of annual energy savings	<p>Eligible projects include any Category 4 heat pumps, installed at either an existing facility or new construction, that are coupled with a significant envelope upgrade. Category 2 or Category 3 multifamily retrofit projects paired with envelope improvements may also qualify for this incentive category.</p> <p>The envelope upgrade must produce a quantifiable impact on the heat pump sizing to be eligible for a packaged approach. Projects may qualify for one of two tiers of envelope upgrade improvements:</p> <p>Tier 1:</p> <ul style="list-style-type: none"> <u>Existing</u>: 5-30% reduction in dominant load compared to baseline <u>New Construction</u>: 1-5% reduction in dominant load compared to baseline <p>Tier 2:</p> <ul style="list-style-type: none"> <u>Existing</u>: >30% reduction in dominant load compared to baseline <u>New Construction</u>: >5% reduction in dominant load compared to baseline <p>When combined, the existing baseline will be used for calculating energy savings except for new construction projects, which should use a code baseline for savings analysis. The MMBtu savings from both the envelope measures and the heat pump measures will be paid out at the 4A4a rate based on the tier qualified for. If a HP + Envelope upgrade also includes an eligible ERV/HRV, the ERV/HRV will also receive a category 4ACategory 4a incentive.</p> <p><u>Eligible measures may include:</u></p> <p>Exterior: window replacements, window film Opaque shell: wall insulation, continuous insulation, window walls, curtain walls, exterior façade Air leakage sealing, air barrier continuity Roof insulation</p>

Category Number	Description	Eligible Technologies	Incentive Structure	Eligibility Criteria
5	HPWH (up to 120 gallons of tank capacity)	Air-to-Water HPWHs	\$/ <u>Equipment</u> Unit	Air-to-Water HPWHs with storage tank capacities up to 120 gallons must meet or exceed Energy Star <u>ENERGY STAR</u> Residential Water Heater specification
6	Custom Hot Water Heating Applications	Air-to-Water HPWHs (>120 gallons) and <u>Water-to-Water Heat Pumps for</u> Dedicated DHW WWHP (>total tank capacity >120 gallons)-added to ground-loop	\$/MMBtu of annual energy savings	<p>Air-to-Water HPWHs with storage capacities greater than 120 gallons must meet or exceed ENERGY STAR Commercial Water Heater heating requirements.</p> <p>Dedicated DHW <u>Water-to-Water heat pumps (WWHP with storage capacities greater than 120 gallons)</u> must meet or exceed ENERGY STAR Geothermal heating requirements.⁸</p> <p>For <u>dedicated DHW WWHP</u> scenarios in which Custom project eligibility is not clearly defined <u>(according to the previous item)</u> for domestic hot water heat pump applications <u>and for all Air-to-Water systems</u>, the following shall be used to determine eligibility for Category 6 <i>Custom Hot Water Heating Applications</i> incentives:</p> <ul style="list-style-type: none"> • <u>For HPWH systems with tanks < 120 gallons piped in parallel, individual units must meet ENERGY STAR HPWH specifications⁹</u> • Fossil fuel (heating oil, natural gas, steam generated by fossil fuel, etc.) energy consumption must be reduced by the new electric technology or application • The new electric technology or application <u>must</u>: <ol style="list-style-type: none"> 1. <u>Must not increase</u> <u>Use staged, multi-speed or variable-speed heat pumps for air source systems</u> 2. <u>Reduce existing fossil fuel or electric resistance annual consumption by at least 50%</u>

⁸ Geothermal Heat Pumps Key Product Criteria | ENERGY STAR

⁹ Water Heater Key Product Criteria | ENERGY STAR

Category Number	Description	Eligible Technologies	Incentive Structure	Eligibility Criteria
				<p><u>3. Not include fossil fuel system efficiency fuel savings; in savings calculations, the fossil fuel baseline efficiency (including distribution) must equal the existing or upgraded (boiler) system efficiency</u></p> <p><u>1-4. Decrease</u> the overall annual site energy consumption</p> <p><u>2-5. Shall be market ready and can meet Meet</u> or exceed applicable minimum efficiency specifications <u>to meet applicable codes and standards</u></p>
7	GSHP Desuperheater	Optional component to GSHP systems	\$/ <u>Equipment</u> Unit	Installed as integrated component in an eligible GSHP
8	Dedicated Domestic Hot Water ("DHW") Water-to-Water Heat Pump ("WWHP")	Dedicated DHW WWHP (≤120 gallons) added to ground loop	\$/ <u>Equipment</u> Unit	Can be integrated into an eligible GSHP or installed as a separate WWHP meeting or exceeding Energy Star <u>ENERGY STAR</u> Geothermal specifications Must meet 100% of water heating load
9	Simultaneous Installation of Space Heating & <u>Domestic</u> Water Heating	HPWH plus others	Additional (\$) bonus incentive	Category 2 ccASHP <u>or</u> Category 3 GSHP: Full Load Heating project that opts to include a HPWH meeting the criteria, in Category 5, <u>or</u> DHW WWHP in Category 8, respectively

Table 2: ~~Total~~ Incentives by Utility

Central Hudson, Con Edison and Orange & Rockland will be offering the following additional incentive concepts in their service territories:

- ~~1. Effective August 1, 2021, Con Edison and Orange & Rockland started to offer an optional adder incentive for a Category 2 ccASHP: Full Load Heating~~ installation installed in a residential 1-4 family building, with:
 - ~~a. Category 2a Integrated controls package¹⁰~~
 - ~~b. Category 2b Decommissioning of existing fossil fuel heating system¹¹~~
- ~~2. Effective March 1, 2022, Central Hudson is offering an optional adder incentive for a Category 2 ccASHP: Full Load Heating~~ installation installed in a residential 1-4 family building with decommissioning of existing heating system
- ~~3. Effective March 1, 2022, Con Edison is offering updated kicker incentives for qualifying heat pumps installed within natural gas constrained areas (e.g., certain areas of Westchester) at revised levels listed in Table 4.~~

Notes:

- ~~Effective date refers to project installation date~~
- ~~Category 2a will only be available for retrofit projects. To be eligible for Category 2a incentives, the integrated controls package must be connected to existing fossil fuel heating equipment. Ancillary electric heating systems are not eligible for a Category 2a incentive.~~
- ~~Category 2b will require submittal of an additional attestation form and will only be available for retrofit projects. To be eligible for a Category 2b incentive, the heat pump system installed must be sized to satisfy ≥ 100% of the building heating load at design temperature. Category 2b incentives will only be available when decommissioning existing fossil fuel heating equipment.~~
- ~~Total heat pump incentive, inclusive of additional concepts, shall not exceed total project cost~~

¹⁰ To be eligible for the integrated controls package adder incentive, equipment models must comply with the eligibility criteria outlined in the NYS Clean Heat Integrated Controls Eligibility Guidance document and must be listed on the Qualified Products List (QPL). Both the Integrated Controls Eligibility Guidance document and QPL are available on the New York State Clean Heat Resources Page under the ASHP header:

1. Integrated Controls Eligibility Guidance document:

<https://saveenergy.ny.gov/NYScleanheat/assets/pdf/NYS-Clean-Heat-Integrated-Controls-Eligibility-Guidance-Con-Edison-Orange-Rockland.pdf>

2.1 QPL: <https://saveenergy.ny.gov/NYScleanheat/assets/pdf/Integrated-Controls-Qualified-Product-List-Con-Edison-Orange-Rockland.pdf>

¹¹ Verification that the existing fossil fuel heating equipment has been deactivated (oil, propane, natural gas, etc.). Contractors must adhere to all applicable rules and regulations for proper handling of equipment. Refer to NYS Clean Heat — Decommissioning Checklist for Category 2B projects located on the New York State Clean Heat Resources Page under the ASHP header: [NYS Clean Heat Decommissioning Requirements Checklist Category 2B-Con Edison-Orange-Rockland.pdf](#)

Category	Description	Incentive	Central Hudson	Con Edison	National Grid	NYSEG/ RG&E	Orange & Rockland
1	ccASHP: Partial Load Heating ¹²	\$/outdoor condenser unit	\$200	Residential projects only (1-4 family): \$100 All other projects: \$500	\$500	\$500	\$200
2	ccASHP: Full Load Heating ¹³	\$/10,000 Btu/h of maximum heating capacity at NEEP 5°F	\$500	Residential projects only (1-4 family): \$500 All other projects: \$2,000	\$1,000	\$1,000	\$700
2a	ccASHP: Full Load Heating with integrated controls (inclusive of base incentive):	\$/10,000 Btu/h of maximum heating capacity at NEEP 5°F	\$700	Residential projects only (1-4 family): \$1,000	\$1,200	\$1,200	Residential projects only (1-4 family): \$1,200
2b	ccASHP: Full Load Heating ¹⁴ with decommissioning (inclusive of base incentive):	\$/10,000 Btu/h of maximum heating capacity at NEEP 5°F	\$500 2b. With decommissioning (inclusive of base): \$1,000 \$1,000 \$1,000	Residential projects only (1-4 family): Base: \$500 2a. With integrated controls (inclusive of base): \$1,000 2b. With decommissioning (inclusive of base): \$2,700 All other projects: \$2,000 Note that 2a/2b incentives	\$1,000 \$400	\$1,000 \$400	Residential: \$700 2a. With integrated controls (inclusive of base): \$1,200 2b. With decommissioning (inclusive of base): \$1,800 Note that 2a/2b incentives only apply to residential projects only (1-4 family): \$1,800

¹² See [Section 3.2.1](#) for partial load heating definition

¹³ See [Section 3.2.1](#) for full load heating definition

¹⁴ See [Section 3.2.1](#) for full load heating definition

Category	Description	Incentive	Central Hudson	Con Edison	National Grid	NYSEG/ RG&E	Orange & Rockland
				<i>only apply to residential projects (1-4 family).</i>			
3	GSHP: Full Load Heating	\$/10,000 Btu/h of full load heating capacity as certified by AHRI	\$2,000	\$5,000	\$1,500	\$1,500	\$2,000
4	Custom Space Heating Applications	\$/MMBtu of annual energy savings	\$80	\$200	\$80	\$80	\$80
4A4a	Heat Pump + Envelope ¹⁵	\$/MMBtu of annual energy savings	Tier 1: \$80 Tier 2: \$100	Tier 1: \$200 Tier 2: \$400	Tier 1: \$80 Tier 2: \$100	Tier 1: \$80 Tier 2: \$100	Tier 1: \$80 Tier 2: \$160
5	HPWH: Retail (up to 120 gal of tank capacity)	\$/Equipment unit	\$1,000	\$1,000	\$700	\$700	\$1,000
	HPWH: Midstream (up to 120 gal of tank capacity)	\$/Equipment unit	<u>\$1,100</u>	<u>\$1,100</u>	<u>\$800</u>	<u>\$800</u>	<u>\$1,100</u>
6	Custom Hot Water Heating Applications	\$/MMBtu of annual energy savings	\$80	\$200	\$80	\$80	\$80
7	GSHP Desuperheater	\$/Equipment unit	\$150	\$150	\$100	\$100	\$150
8	Dedicated DHW	\$/Equipment	\$1,000	\$1,000	\$900	\$900	\$1,000

¹⁵ Based on total project savings from the heat pump system plus any envelope measures. See [Section 3.2.6](#) for more details.

Category	Description	Incentive	Central Hudson	Con Edison	National Grid	NYSEG/ RG&E	Orange & Rockland
	WWHP	unit					
9	Simultaneous Installation of Space Heating & Domestic Water Heating	Additional bonus per combination installation	\$250	\$250	\$250	\$250	\$250

Notes

on Table 2

- Total heat pump incentive shall not exceed caps listed in Section 2.2 Modifications to Incentives.
- Con Edison incentives in categories shaded grey are on pause. Updated incentives will be communicated at a future time with appropriate updates to this Program Manual.

Table 3: Participating Contractor Reward

Incentives listed in this table are included in the total incentives listed in Table 2. Con Ed contractor rewards in categories shaded grey are on pause. Updated levels will be communicated at a future time with appropriate updates to this Program Manual.

Category	Description	Incentive	Central Hudson	Con Edison	National Grid	NYSEG/ RG&E	Orange & Rockland
1	ccASHP: Partial Load Heating	\$/outdoor condenser unit	\$100/ outdoor unit	Residential projects <u>only</u> (1-4 family): \$50/outdoor unit All other projects: \$250/outdoor unit	\$100/ outdoor unit	\$100/ outdoor unit	\$100/outdoor unit
2	ccASHP: Full Load Heating	<u>\$/10,000 Btu/h of maximum heating capacity at NEEP 5°F</u>	<u>\$300/ Project</u>	Residential projects <u>only</u> (1-4 family): \$300/project All other projects: <u>\$1,000/project</u>	<u>\$500/ project</u>	<u>\$500/ project</u>	<u>\$500/project</u>
2a	ccASHP: Full Load Heating with Integrated Controls (inclusive of base incentive):	<u>\$/10,000 Btu/h of maximum heating capacity at NEEP 5°F</u>	<u>\$500/ project</u>	Residential projects <u>only</u> (1-4 family): \$750/project	<u>\$500/ project</u>	<u>\$500/ project</u>	Residential projects <u>only</u> (1-4 family): \$750/project
2b	ccASHP: Full Load Heating with decommissioning (inclusive of base incentive):	<u>\$/10,000 Btu/h of maximum heating capacity at NEEP 5°F</u>	\$300/ Project 2b. With decommissioning (inclusive of base): \$500/ project	Residential projects <u>only</u> (1-4 family): Base: \$300/project 2a. With integrated controls (inclusive of base): \$750/project 2b. With decommissioning (inclusive of base): \$2,500/project	\$500/ project	\$500/ project	Residential \$500/project 2a. With integrated controls (inclusive of base): \$750/project 2b. With decommissioning (inclusive of base): \$1,000/project

Category	Description	Incentive	Central Hudson	Con Edison	National Grid	NYSEG/RG&E	Orange & Rockland
				All other projects: \$1,000/project Note that 2a/2b incentives only apply to residential projects (1-4 family): <u>\$1,000/project</u>			Note that 2a/2b incentives only apply to residential projects only (1-4 family): <u>\$1,000/project</u>
3	GSHP: Full Load Heating	\$/10,000 Btu/h of full load heating capacity as certified by AHRI	\$500/project	\$500/project	\$500/project	\$500/project	\$500/project
4	Custom Space Heating Applications	\$/MMBtu of annual energy savings	\$500/project	\$1,000/project	\$500/project	\$500/project	\$500/project
4a	Heat Pump + Envelope	\$/MMBtu of annual energy savings	<u>\$500/project</u>	<u>\$1,000/project</u>	<u>\$500/project</u>	<u>\$500/project</u>	<u>\$500/project</u>
5	HPWH: Retail (up to 120 gal of tank capacity)	\$/unit	N/A	N/A	N/A	N/A	N/A
	HPWH: Midstream (up to 120 gal of tank capacity)	<u>\$/unit</u>	<u>\$50 contractor reward, \$50 distributor reward</u>	<u>N/A</u>	<u>\$50 contractor reward \$50 distributor reward</u>	<u>\$50 contractor reward \$50 distributor reward</u>	<u>\$50 contractor reward \$50 distributor reward</u>
6	Custom Hot Water Heating Applications	\$/MMBtu of annual energy savings	N/A	N/A	N/A	N/A	N/A
7	GSHP Desuperheater	\$/ <u>Equipment</u> unit	N/A	N/A	N/A	N/A	N/A

Category	Description	Incentive	Central Hudson	Con Edison	National Grid	NYSEG/ RG&E	Orange & Rockland
8	DHW WWHP	\$/ <u>Equipment</u> unit	N/A	N/A	N/A	N/A	N/A
9	Simultaneous Installation of Space Heating & <u>Domestic</u> Water Heating	Additional bonus per combination installation	\$250/project	\$250/project	\$250/project	\$250/project	\$250/project

Table 4: ~~Con Edison Natural Gas Constrained~~ Priority Electrification Area Kicker Incentives

~~Con Edison offers an additional~~ Additional kicker incentive incentives are available for qualifying heat pumps installed within designated gas-constrained areas ~~(e.g., including certain areas of Westchester¹⁶).~~ The incentives listed in this table are in addition to and select Upstate zip codes.¹⁷ To be eligible for the incentives listed in Table 2. Effective March 1, 2022, the Con Edison natural gas constrained area National Grid kicker incentive will be limited to the following categories at the rates shown below; a customer must be a National Grid electric and gas customer and replacing gas as the existing fuel.

Category	Description	Con Edison Kicker Incentive Amount (gas) (Gas-constrained areas)	National Grid (Priority electrification areas)
2	ccASHP: Full Load Heating	N/A	Residential projects (1-4 family): N/A All other projects: 30% Additional 25% of total project incentive in select zip codes ¹³
2a	ccASHP: Full Load Heating with Integrated Controls	N/A	\$250 /10,000 Btu/h of maximum heating capacity at NEEP 5°F Additional 25% of total incentive in select zip codes ¹³
2b	ccASHP: Full Load Heating with Decommissioning	N/A	\$300 /10,000 Btu/h of maximum heating capacity at NEEP 5°F Additional 25% of total incentive in select zip codes ¹³
3	GSHP: Full Load Heating	Residential projects (1-4 family): \$1,500 /10,000 Btu/h of maximum heating capacity at AHRI full load capacity All other projects: Additional 30% of project incentive	Additional 25% of total incentive in select zip codes ¹³
4	Custom Space Heating Applications	30% of N/A project incentive	N/A

Inserted Cells

Inserted Cells

Inserted Cells

¹⁶ <https://www.coned.com/en/our-energy-future/electric-heating-and-cooling-equipment/about-the-westchester-natural-gas-moratorium>

¹⁷ <https://www.nationalgridus.com/Upstate-NY-Home/Energy-Saving-Programs/Electric-Heating-Cooling>

<u>4a</u>	<u>Heat Pump + Envelope</u>	<u>N/A</u>	<u>N/A</u>
5	<u>HPWH: (up to 120 gal of tank capacity)</u>	<u>N/A</u>	<u>Residential projects (1-4 family): \$300 / unit</u> <u>All other projects: 30Additional 25% of projecttotal incentive in select zip codes¹³</u>
6	<u>Custom Hot Water Heating Applications</u>	<u>30% of N/A project incentive</u>	<u>N/A</u>
7	<u>GSHP Desuperheater</u>	<u>N/A</u>	<u>Residential projects (1-4 family): \$50 / unit</u> <u>All other projects: 30Additional 25% of projecttotal incentive in select zip codes¹³</u>
8	<u>DHW WWHP</u>	<u>N/A</u>	<u>Residential projects (1-4 family): \$50 / unit</u> <u>All other projects: 30Additional 25% of totalproject incentive in select zip codes¹³</u>
<u>9</u>	<u>Simultaneous Installation of Space Heating & Domestic Water Heating</u>	<u>N/A</u>	<u>N/A</u>

Inserted Cells

Inserted Cells

Inserted Cells

2.2 Modifications to Incentives

Utilities will be offering the following new incentives effective September 1, 2022:

1. Expanded decommissioning: National Grid and NYSEG/RG&E will begin offering a decommissioning incentive (Category 2b)
2. Expanded integrated controls: Central Hudson, National Grid and NYSEG/RG&E will add an integrated controls incentive (Category 2a)
3. National Grid is offering kicker incentives for qualifying heat pumps installed within priority electrification areas at levels listed in Table 4
4. All utilities accepting ASHP applications have introduced a midstream distributor incentive for Category 5 Heat Pump Water Heaters as an alternate path to the standard Clean Heat incentive.
5. All multifamily projects are to apply in Category 4: Custom Space Heating Applications to be eligible for an incentive

Effective September 1, 2022, the following incentive limitations apply:

- For all projects, incentives will be limited to up to 70% of project costs.

- For projects that request incentives above \$1 million, the utility reserves the right to limit incentives to \$1 million or offer incentives at a custom rate.
- Total incentives for ground source residential projects are limited to \$50,000 per project. This limitation includes GSHP projects in Priority Electrification Areas.

For projects with a signed customer commitment that would receive lower incentives due to changes in this Program Manual rather than under incentives in effect previously, the Electric Utilities will honor the previous incentives. To be eligible for such treatment, participating contractors must submit signed contracts and additional supporting documentation as required, within two weeks of publication of the Program Manual.

The Electric Utilities reserve the right to change the incentive offerings (including but not limited to total incentive amount, Participating Contractor Reward, timing, recipient, incentive structure, and cap) at any time. The Electric Utilities reserve the right to further limit the number of incentives per Participating Contractor, site owner, site, or meter. The Electric Utilities shall make all reasonable efforts to notify the market three months prior to incentive changes and not make changes more frequently than twice per year.

Modifications to incentives are specified where applicable. Program changes will be reflected in the Program Manual. ~~They~~ Changes will be e-mailed to Participating Contractors and posted at <http://saveenergy.ny.gov/nyscleanheat>. The incentive amount for any project will be based on the incentive offering and program rules that are in effect at the time ~~the-of installation, project application is submitted~~. Participating Contractors are prohibited from cancelling submitted incentive applications and re-applying if the new incentive payment results in a higher amount. The Electric Utilities reserve the right to structure incentive payments differently to accommodate unique situations.

2-32.3 Coordination with NYSEERDA programs

NYSEERDA implements programs to promote the adoption of electric heat pump technologies, such as through its NYS Clean Heat Market Enablement portfolio. When projects are eligible for both NYS Clean Heat program incentives as well as NYSEERDA program funding sources, projects may be eligible to receive funding from each – provided that each program supports achievement of distinct outcomes.

In each project scenario, total combined funding from the NYS Clean Heat program and NYSEERDA programs shall not exceed:

- 70% of total heat pump project cost, for market rate participants
- 100% of total heat pump project cost, for Low-to-Moderate Income (LMI) participants as defined by the Statewide LMI Portfolio.¹⁸

Additional specific guidance may apply to a specific NYSEERDA program and shall be made clear in the respective program description.

The Joint Efficiency Providers reserve the right to limit total combined funding for any project at any time.

¹⁸ See, Case 18-M-0084, *In the Matter of a Comprehensive Energy Efficiency Initiative, Statewide Low- to Moderate-Income Portfolio Implementation Plan* (filed August 15, 2022), Section 2.6 Eligibility Thresholds, pp. 15-16, <https://www.nyserda.ny.gov/All-Programs/Low-to-moderate-Income-Programs/LMI-Stakeholder-Resources-New-Efficiency-New-York>

2.4 Green Jobs – Green New York Financing

The New York State Energy Research and Development Authority (NYSERDA) administers the Green Jobs – Green New York (GJGNY) Residential Financing Program, which was authorized by Title 9-A of Article 8 of the Public Authorities Law of the State of New York, as amended (known as the Green Jobs – Green New York Act) to finance energy audits and energy efficiency retrofits or improvements, including solar energy and other renewable installations, for the owners of residential one- to four-family buildings (GJGNY Loan).

The GJGNY Residential Financing Program offers GJGNY Loans (Smart Energy, On-Bill Recovery and Renewable Energy Tax Credit Bridge Loan), which are unsecured loans up to twenty-five thousand (\$25,000) dollars for one- to four-family residential energy efficiency improvements or renewable energy system projects. The Smart Energy Loan (SEL) requires the Customer to make monthly loan payments directly to NYSEDA's loan servicer, Concord Servicing Corporation (Concord). The On-Bill Recovery (OBR) Loan allows Customers to repay through an installment charge on a bill from one of the involved electric or gas utilities (Central Hudson, Con Edison, Long Island Power Authority, National Grid – Upstate, New York State Electric and Gas Corporation, Rochester Gas and Electric Corporation, or Orange and Rockland Utilities). The utilities then remit repayments to Concord, who coordinates data communications with each utility. The Renewable Energy Tax Credit Bridge Loan (Bridge Loan) is a short-term loan product that enables Customers to finance federal and state tax credits and New York City (NYC) Real Property Tax Abatement for eligible renewable energy system costs. Customers will make a balloon payment of principal and interest at loan maturity via statement billing/check or automatic clearing house (ACH) payment.

NYSERDA also administers Companion Loans, which are funded by the New York Green Bank, a division of NYSEDA. The Companion Loan will be available to Customers that have fully utilized the GJGNY Loan for their energy efficiency or renewable energy system project and need additional loan funding to pay for remaining project costs. Companion Loans are an unsecured loan modeled after the SEL (repaid by statement billing/check or ACH payment). The Companion Loan is not eligible for OBR (paid through utility).

Complete details of these residential financing options can be found on the NYSEDA Residential Financing Options [webpage](#).

The ability to provide access to GJGNY and Companion Loans through the GJGNY Residential Financing Program is reserved exclusively for Participating Contractors, including the NYS Clean Heat Program Participating Contractors. At no time may a non-participating subcontractor of a Participating Contractor represent itself as having the ability to access GJGNY or Companion Loans.

The Participating Contractor shall ensure that the GJGNY and Companion Loans are utilized only for the installation of those eligible measures and accessories identified in the work scope submitted to, and satisfactorily approved by, the GJGNY Residential Financing Program.

The participation [enrollment](#) requirements, roles and responsibilities of a Participating Contractor offering a GJGNY Loan can be found in the Green Jobs – Green New York Residential Program Manual, hereby incorporated in this Program Manual by reference and located on NYSEDA's Become a Loan-

offering Contractor [homepage](#). Participating Contractors are required to additionally execute the GJGNY Participation Agreement to participate in the GJGNY Residential Financing Program.

If a Participating Contractor wishes to offer financing other than GJGNY financing, they will need to comply with all applicable NYS and federal laws and regulations including NYS Banking Law.

3. Eligibility and Requirements

Projects and Participating Contractors must meet the requirements in this Program Manual for incentive eligibility.

3.1 Site Eligibility

Eligible sites include new and existing buildings owned or controlled by an active Electric Utility customer where an eligible heat pump system for space heating, hot water heating, and/or process heating is being installed.

3.2 Eligible Technologies

Eligible measures are grouped into several major categories:

- (1) Air Source Heat Pumps for space heating applications, including:
 - a. Cold Climate Air-to-Air Mini-Split Heat Pumps
 - b. Cold Climate Air-to-Air Single Packaged Heat Pumps
 - c. Air-to-Air Large Commercial Unitary heat pumps (single packaged or split system)
 - d. Air Source Variable Refrigerant Flow heat pumps
 - e. Packaged Terminal Heat Pumps
 - f. Single Package Vertical Heat Pumps
- (2) Ground Source Heat Pumps for space and water heating applications
- (3) Heat Pump Water Heaters for domestic and service water heating applications, including:
 - a. Air-to-Water HPWHs
 - b. Ground Source Heat Pump Desuperheaters
 - c. Dedicated Water-to-Water Heat Pump added to Ground Loop
- (4) Non-Code Required Energy Recovery Ventilators (ERVs) and Heat Recovery Ventilators (HRVs) paired with eligible heat pumps
- (5) Building Envelope Upgrades paired with eligible heat pumps

~~For scenarios in which project eligibility is not clearly defined, the following shall be used to determine eligibility:~~

- ~~• Fossil fuel (heating oil, natural gas, steam generated by fossil fuel, etc.) energy consumption must be reduced by the new electric technology or application~~
- ~~• The new electric technology or application:~~
 - ~~1. Must not increase the overall annual site energy consumption~~
 - ~~2. Shall be market ready and can meet or exceed applicable minimum efficiency specifications~~

Program incentives are available for systems installed in existing buildings and new construction. Incentive structures are described in terms of their applicability to various building types, which are:

- Residential (one to four units)
- Multifamily (five or more units)
- Small commercial businesses (small commercial)
- Large commercial and industrial buildings ("C&I")

The Clean Heat Program provides incentives under nineteen categories reflecting applicable technology type, system size, and incentive structure. The incentive categories are as follows:

- Category 1 *ccASHP: Partial Load Heating*
- Category 2 *ccASHP: Full Load Heating*
- Category 2a *ccASHP: Full Load Heating with Integrated Controls*
- Category 2b *ccASHP: Full Load Heating with Decommissioning*
- Category 3 *GSHP: Full Load Heating*
- Category 4 *Custom Space Heating Applications*
- Category 4A4a *Heat Pump + Envelope*
- Category 5 *HPWH (up to 120 gallons of tank capacity)*
- Category 6 *Custom Hot Water Heating Applications*
- Category 7 *GSHP Desuperheater*
- Category 8 *Dedicated Domestic Hot Water ("DHW") Water-to-Water Heat Pump ("WWHP")*
- Category 9 *Simultaneous Installation of Space Heating & Domestic Water Heating*

To be eligible for incentives, heat pump projects must comply with the requirements described in this document. For projects installed at new construction sites, all components installed as part of an approved ASHP, GSHP and HPWH system must be new. For projects installed at existing sites, the heat pumps must be new and any system subcomponent or subassembly such as controls or ductwork that is replaced should be replaced by a new subcomponent or subassembly. The use/installation of used or refurbished equipment, including retrofitting of existing air handlers with heat pump coils, and components is not permitted under the program. The installed heat pump system must serve as the primary heating source to satisfy design heating loads in the conditioned space covered by the system.

Heat pump projects are eligible for incentives no matter which heating fuel (e.g., fuel oil, natural gas, propane, biomass, or electricity) they are either transitioning from, in the case of retrofits, or declining to include, in the case of new construction.

Refer to [Section 4](#) for project application submission requirements including when to submit during a project's life cycle and required timeframes for heat pump installation.

3.2.1 Code-Required System Sizing

The use of ASHPs in cold climates is growing rapidly, but system sizing and selection practices have not always kept up with the wide range of applications that are now available. System performance, comfort, and energy efficiency can be significantly impacted by poor sizing and system selection. The ASHP and connected ductwork must be properly sized for the application to meet the building heat load requirements, ensure occupant comfort and satisfaction, and optimize system performance and energy savings. The Joint Efficiency Providers therefore require Participating Contractors to review and to use the NEEP Guide to Sizing and Selecting Air-Source Heat Pumps in Cold Climates¹⁹ to assist in sizing and selecting ccASHP equipment.

Participating Contractors are also encouraged to use additional design manuals as applicable to the

¹⁹ <http://neep.org/sites/default/files/Installing%20Air-Source%20Heat%20Pumps%20in%20Cold%20Climates.pdf>

system, including ACCA²⁰ Manual D: Duct Design,²¹ ACCA Manual T: Air Distribution,²² and ACCA Manual B: Test, Adjust and Balance.²³ Effective January 1, 2022, all new ASHP installers seeking to become program Participating Contractors must also provide documentation that they have completed a manufacturer-sponsored cold climate ASHP Sizing and Design training requirement. While this is only a requirement for new ASHP contractors, all participating ASHP contractors are encouraged to take their preferred manufacturer's version of the ccASHP Sizing and Design training.

To be eligible for incentives, all heat pump systems must be sized in compliance with applicable state and municipal code.²⁴ Residential heating and cooling equipment and appliances shall be sized in accordance with ACCA Manual S or other approved sizing methodologies based on building loads calculated in accordance with ACCA Manual J or other approved heating and cooling calculation methodologies.²⁵ Applicable exceptions shall apply.²⁶

Equipment installed in commercial buildings must be sized in accordance with heating and cooling load calculations following ANSI²⁷/ASHRAE²⁸/ACCA Standard 183-2007 (RA2017) or other code-approved equivalent computational procedure.²⁹ The output capacity of heating and cooling equipment shall not be greater than that of the smallest available equipment size that exceeds the calculated loads. A single piece of equipment providing both heating and cooling (such as a heat pump or heat pump system) shall satisfy this provision for one function with the capacity for the other function as small as possible, within

²⁰ Air Conditioning Contractors of America

²¹ ACCA Manual D: Duct Design: Method used to determine the overall duct layout including the individual duct sizes.

²² ACCA Manual T: Air Distribution: Method used to determine how to distribute airflow.

²³ ACCA Manual B: Test, Adjust and Balance: Method designed to test and balance HVAC equipment in an order that speeds up and improves the balancing process.

²⁴ ~~Energy Conservation Construction Code of New York State ("ECCCNYS")~~ 2016, Section R403.7 and 2016 New York City Energy Conservation Code (~~("NYCECC")~~), Section R403.7. ECCCNYS 2016 and 2016 NYCECC require that systems serving multiple dwelling units, where commercial code is applicable, follow Sections C403 and C404 of the respective codes. In general, heat pumps installed in dwellings where residential code is applicable are required to be sized per ACCA Manual S. The intent is to match the equipment capacity closely to the load calculations of ACCA Manual J. In addition to program requirements regarding sizing heat pumps relative to the heating load, Manual S sets a maximum low-speed heat pump cooling capacity (which corresponds to minimum capacity on NEEP Cold Climate Heat Pump List information sheets) of 115% of the total Manual J cooling load for multi-speed or variable-speed heat pumps. As an alternate, if the sensible heat ratio (SHR) is $\geq 95\%$, the maximum low-speed cooling capacity may be 15,000 Btu/h greater than the total Manual J cooling load for multi-speed or variable-speed heat pumps. For a single-speed water-to-water heat pump utilizing a buffer tank, the limit of 115% applies only to indoor coils that provide cooling from the buffer tank. The NYS Clean Heat Program considers the above cooling capacity limits to be best-practice targets, not absolute program rules. Contractors must make a good faith effort to select equipment whose combined low-speed cooling capacity is within the above guidelines.

²⁵ 2020 Residential Code of NYS, Chapter 14, Section M1401.3 Equipment and appliance sizing

²⁶ The Joint Efficiency Providers coordinated with NY Department of State ("DOS") and others to provide an efficient path for activity under the NYS Clean Heat Program providing for the ability to confirm the eligibility of additional heat pump installations. This coordination resulted in a DOS-issued Technical Bulletin ([TB-7005-ECCNYS](#)) clarifying the process of approving alternate methodologies for the calculation of heating and cooling loads and the sizing of residential heating and cooling equipment. One such alternative sizing methodology resource, Alternate Methodology to Demonstrate Energy Code Compliance: Heat Pump Sized to Meet Heating Design Load can be found under the Resources page of <https://saveenergy.ny.gov/NYScleanheat/>.

²⁷ American National Standards Institute

²⁸ American Society of Heating, Refrigerating, and Air-Conditioning Engineers

²⁹ ECCCNYS 2016, Section C403.1.1 Calculation of heating and cooling loads

available equipment options.³⁰

All heat pump systems, except for those qualifying for Category 1 *ccASHP: Partial Load Heating*, shall be designed and sized for full load heating. Category 4 *Custom Space Heating Applications* and Category 6 *Custom Hot Water Heating Applications* projects may also be considered for partial load heating, provided that justification is given with the project application. Under the NYS Clean Heat Program, a full load heat pump system is defined as a system installed as a building's primary heating source, with a total system heating capacity that satisfies at least 90% of the BHL at design conditions, in accordance with applicable code, and can distribute heat adequately across all occupied spaces. The following are examples of heat pump systems qualifying for full load heating:

- *Full Load Heating Example 1:* Heat Pump system provides 110% of the heating load for an entire commercial building. Since system provides more than 90% of the heating load for the building, it qualifies as a full load heating system.
- *Full Load Heating Example 2:* Heat Pump system is an independent heating system that satisfies 100% of the heating load of served 3 floors of a 10-floor commercial building. The remaining 7 floors will be heated using the existing boilers. In this case, the program will consider the 3 floors in the scope of the project. Since the heat pumps satisfy more than 90% of the heating load for the areas it serves~~they serve~~, they qualify as full load heating systems. The participating contractor has submitted justification for completing three of ten floors.

A partial load heating system is defined as a prioritized, first stage, heat pump system installed alongside a supplemental, second stage, heating system for the purpose of providing heating. The supplemental heating system may be either the existing system or a new system. A partial load system has a total system heating capacity that satisfies <90% of the BHL at design conditions.

If a proposed Category 4 *Custom Space Heating Applications* or Category 6 *Custom Hot Water Heating Applications* project is a partial-load heating system, the project application must include an explanation as to:

- Why additional electrification above and beyond the proposed design is not feasible at the time of installation
- How a verifiable and reliable control strategy will be employed to ensure that the heat pump is being prioritized for heating. Each partial-load heating system will be subject to a review on a case-by-case basis, via project-level analysis.

Equipment sizing may be determined using applicable equipment documentation, including:

- NEEP Cold Climate Air Source Heat Pump List product information sheet, if equipment is NEEP-certified~~listed~~.³¹ For NEEP-certified~~listed~~ equipment, the heating capacity shall be based on the

³⁰ ECCCNY 2016, Section C403.3.1. The intent of this section is to provide some flexibility in design for systems such as heat pumps that provide both heating and cooling. For a commercial building that has a higher building heating load ("BHL") than building cooling load ("BCL"), the heat pump system capacity shall be as small as possible so as to adequately satisfy the BHL, while minimizing oversizing for the cooling function to the extent possible with available equipment. For commercial buildings for which BCL is higher than BHL the heat pump system capacity shall be as small as possible so as to adequately satisfy the BCL, while minimizing oversizing for the heating function.

³¹ Information on performance of qualifying NEEP Cold Climate ASHPs is available at: [ASHP \(neep.org\)](https://neep.org).

equipment's NEEP certificate maximum heating capacity values, while the cooling capacity shall be based on the equipment's NEEP certificate minimum cooling capacity values. Project applications shall include the NEEP specification sheet with the corresponding version number of the NEEP equipment requirements, as applicable at the time of installation.

- AHRI certificate (equipment not ~~certified~~listed by NEEP)
- Manufacturer engineering documentation
- Manufacturer-developed software that is capable of assigning equipment capacity at entered design heating and cooling temperature, in accordance with ACCA Manual S, Standard 183, or other code-approved equivalent computational procedure

For systems that have sizing ratios substantially greater than 120% BHL and 115% BCL, the Program reserves the right to request additional justification or documentation. ~~Over-Sized~~Oversized Systems whose incentives are calculated based on equipment heating capacity, namely Categories 2 and 3, will have their incentives capped according to Table 1.

Refer to [Appendix 2](#) for more information on how to calculate heating and cooling sizing ratios.

Calculation of the BHL shall be at the 99% dry bulb heating design temperature for the most relevant ASHRAE (~~2017~~2021) location. Calculation of the BCL shall be at the 1% dry bulb cooling design temperature for the same ASHRAE location. Refer to the table below for ASHRAE (2017) Design temperature requirements in this Program Manual may be superseded by the local Authority Having Jurisdiction (AHJ). In such cases, contractors must provide documentation citing the applicable local requirement. Refer to the table below for ASHRAE (2021) dry bulb heating and cooling design temperatures for various locations across New York State.

City Name	<u>20172021 ASHRAE</u>	
	99% Heating Dry Bulb (deg F)	1% Cooling Dry Bulb (deg F)
Albany	4.7 <u>3</u>	86.1 <u>3</u>
Binghamton	4.5 <u>3.9</u>	82.3
Buffalo	7.4 <u>6.8</u>	83.9
Central Long Island	17.0 <u>16.5</u>	86.3 <u>4</u>
Elmira	4.8 <u>1</u>	86.4 <u>5</u>
Fort Drum	-4.4 <u>9</u>	83.6 <u>8</u>
Glens Falls	-2.1 <u>-8</u>	84.7 <u>6</u>
Islip	15.9 <u>7</u>	85.7 <u>9</u>
Jamestown	4.8 <u>5</u>	81.1
Massena	-7.8 <u>6</u>	84.4 <u>6</u>
Monticello	4.7	82 <u>83.5</u>
New York City - Central Park	17.5 <u>3</u>	88.0 <u>87.9</u>

New York City - JFK	18.0 17.5	86.67
New York City - LaGuardia	18.4 17.9	89.68
Niagara Falls	6.95	85.24
Poughkeepsie	8.404	88.4
Rochester	7.4 6.6	85.6 86.0
Saranac Lake	-11.5 12.6	81.0
Syracuse	4.91	86.4
Utica	1.2 0.8	84.24
Watertown	-5.04	83.13
Westhampton	12.2 11.9	84.02
White Plains	13.5 12.9	86.4

Load calculations performed at dry bulb temperatures different from those stated above will be accepted if the temperatures are within +/- 5 degrees F.

3.2.2 Air-Source Heat ~~Pump Systems~~Pumps

Air-source heat pumps transfer heat between the inside of a building and the outside air. A heat pump's refrigeration system consists of a compressor and two coils made of copper tubing (one inside and one outside), which are surrounded by aluminum fins to aid heat transfer. In the heating mode, liquid refrigerant in the outside coils extracts heat from the air and evaporates into a gas. The inside coils release heat from the refrigerant as it condenses back into a liquid. A reversing valve, near the compressor, can change the direction of the refrigerant flow for cooling as well as for defrosting the outside coils in winter.

Under the NYS Clean Heat Program, to be eligible for a program incentive, ASHP systems must either be listed on the NEEP Product List³² or meet the criteria established in this Program Manual and the NYS Clean Heat Implementation Plan for equipment that is not covered by the NEEP Product List.

There are several categories of ASHPs eligible for the Statewide Heat Pump Program, including:

- (1) Central ccASHPs that are ~~either identified on the NEEP Product List or that meet the NEEP cold climate air source heat pump specification~~
- (2) Ductless or Partially Ducted Mini-Split Heat Pumps (MSHPs) that are ~~either identified on the NEEP Product List or that meet the NEEP cold climate air source heat pump specification~~. These include "single-head" (one indoor air handler per outdoor compressor) and "multi-head" or "multi-split" (more than one indoor air handler per outdoor compressor) units
- (3) Commercial Unitary (i.e., Large Commercial) ASHPs (Split or Single Package)
- (4) ASVRFs
- (5) Packaged Terminal Heat Pumps
- (6) Single Package Vertical Heat Pumps

The customer may either decide to keep their existing heating system in service to provide back-up or emergency heat, or to decommission it. The heat pump system that is installed must be capable of operating year-round. The Joint Efficiency Providers acknowledge that the decommissioning of existing systems may help the State advance its heating electrification and decarbonization goals, as long as the

³² The current specification and listed eligible units are available at <https://neep.org/ASHP-Specification>.

systems are decommissioned legally, safely, and in compliance with applicable jurisdictional programs, codes, and requirements (e.g., federal, state, municipal, etc.).

The Joint Efficiency Providers will work to educate customers on the benefits of safe decommissioning and to ~~train~~provide training and ~~refer~~guidance on best practices for Participating Contractors, and will ~~refer them~~ to applicable jurisdictional programs, codes, and requirements (e.g., federal, state, municipal, etc.) that govern decommissioning and facilitate best practices.³³ ~~Effective August 1, 2021, Con Edison and Orange & Rockland will be offering an optional adder incentive for a Category 2—ccASHP: Full Load Heating installation installed in conjunction with decommissioning of the existing heating system. Please see Section 2 for more details. Other members of the Joint Utilities are performing ongoing research related to this effort.~~

3.2.2.1 Central Cold Climate ASHPs

Central Air Source Heat Pumps listed by NEEP as ccASHPs have cooling capacities less than 65,000 Btu/h and are not contained within the same cabinet as a furnace with rated capacity greater than 225,000 Btu/h.³⁴ These units are typically sized to provide heating and cooling to the whole building through a central duct distribution system. They are a retrofit solution for existing buildings that are replacing central air conditioners, which were installed in conjunction with a separate heating system (typically a fossil fuel or electric furnace) that shares the same duct distribution system.

Eligibility, Sizing, and Installation Requirements

Equipment Eligibility: Category 1 ccASHP: *Partial Load Heating*, Category 2 ccASHP: *Full Load Heating*, *(including Category 2a ccASHP: Full Load Heating with Integrated Controls, Category 2b ccASHP: Full Load Heating with Decommissioning)*, and Category 4 *Custom Space Heating Applications*

To be eligible for a Category 1 Partial or Category 2, 2a, or 2b Full Load Heating incentive, the Central ASHP system's total heating capacity must be <300,000 Btu/h. All individual heat pumps in the installed system must be listed by NEEP as ccASHPs, tested under AHRI test standard 210/240, powered by single-phase electricity, have cooling capacities <65,000 Btu/h, and may not be installed in the same cabinet as a furnace with heating capacity ≥225,000 Btu/h.

Systems that have heating capacities of at least 300,000 Btu/h, or that contain equipment that is three-phase or exceeds the above ~~equipment capacities, or that contain equipment that meets or exceeds the NEEP cold climate air source heat pumps specifications but is not NEEP listed, individual equipment capacities~~ may qualify for incentives under Category 4 *Custom Space Heating Applications*.

Exception for Multifamily Buildings: As shown in Table 1, Central ccASHP systems installed in multifamily buildings as retrofits to existing heating systems shall be eligible for Category 2 incentives, regardless of

³³ See, for example, *Amended Notice of Adoption – Rule amending and updating the Uniform Code* applied to “Abandonment or removal of a heating oil storage tank.” March 25, 2020. NYS Register (April 8, 2020), pp. 14-22. I.D. No. DOS-14-20-00002-E. <https://dos.ny.gov/system/files/documents/2020/10/040820.pdf>.

³⁴ Code of Federal Regulations (“CFR”) 10 CFR part 430, Subpart A, § 430.2 Definitions: definition of central air conditioner or central air conditioning heat pump: https://www.ecfr.gov/cgi-bin/retrieveECFR?gp=&SID=29d99fa0a367f0166b9cc8528ad29023&mc=true&n=pt10.3.430&r=PART&ty=HTML#se10.3.430_12.

~~the overall capacity of the systems being installed.~~ Central ccASHP systems installed in multifamily new construction ~~and, gut rehab, and retrofit~~ projects ~~shall be eligible for all must apply through~~ Category 4, regardless of the overall capacity of the system being installed, except in cases where fewer than five dwelling units of a multifamily building with five or more dwelling units apply for Clean Heat incentives; in such cases, they may apply in Category 2, 2a or 2b.

Equipment Sizing for Categories 1 and 2: To determine which incentive category the system is eligible for (Partial or Full Load Heating), the Participating Contractor shall size and select equipment for the system using the methodology provided in [Section 3.2.1](#). Contractors shall apply the central ASHP maximum heating capacity at design temperature when a NEEP cold climate rating is available; otherwise, published manufacturer engineering data shall be used. To be eligible for Category 2 ccASHP: Full Load Heating or Category 2a ccASHP: Full Load Heating with Integrated Controls, the system must be documented to satisfy at least 90% of the design BHL. If the system satisfies < 90% of design heating load, or is inadequately distributed throughout its occupied spaces, it will be eligible for the Category 1 ccASHP: Partial Load Heating. For Category 2b ccASHP: Full Load Heating with Decommissioning, the system must be documented to satisfy at least 100% of the design BHL.

The Participating Contractor is required to submit documentation of the load calculations with the application for incentives.

Equipment Installation: Systems and system components must be installed in accordance with manufacturer specifications and installation requirements, and in compliance with all applicable laws, regulations, codes, licensing, and permit requirements including, but not limited to, the New York State Environmental Quality Review Act, the Statewide Uniform Fire Prevention and Building Code and State Energy Conservation Construction Code, the National Electric Code, Fire Codes and all applicable state, city, town, or local ordinances or permit requirements. Projects must also follow best practices for all aspects of installation, including appearance of the property.

The Participating Contractor shall verify and document the system's operation with the equipment manufacturer's specifications via one or both of the following methods:

1. Direct measurement of the system airflow across a dry indoor heat exchanger coil in CFM/ton; OR
2. Measurement of the total external static pressure drop (air handler unit entering pressure minus the air handler unit exiting pressure) in Pascals or inches of water column.

Based upon best practices and manufacturers' installation manuals, outdoor units shall be installed above the local snow line. The appropriate corresponding snow line can be determined using the NYS Clean Heat Prescriptive Categories Incentive Calculator and Statewide Custom Clean Heat Calculator found on the [NYS Clean Heat Program Resources webpage](#). Systems must be installed to pass all requirements of the NYS Clean Heat quality control program and its associated Field Assessment checklists. More information on quality control is included in [Section 5: Field Assessments and Compliance](#).

3.2.2.2 Cold Climate Mini-Split Heat Pumps

Cold climate MSHPs are ccASHPs that can circulate refrigerant between an outdoor unit containing a variable capacity compressor and one or more indoor air handlers ("indoor units"). Cold climate MSHPs are often referred to as "ductless mini-splits" because they are typically ductless but can also be

installed with short duct runs that enable single air handlers to serve more than one room at a time. For existing homes and businesses that have no central ductwork, cold climate MSHPs are a viable and energy efficient solution.

Eligibility, Sizing, and Installation Requirements

Equipment Eligibility: Category 1 ccASHP: Partial Load Heating, Category 2 ccASHP: Full Load Heating, (including Category 2a ccASHP: Full Load Heating with Integrated Controls, Category 2b ccASHP: Full Load Heating with Decommissioning), and Category 4 Custom Space Heating Applications

Cold climate MSHPs are eligible for Program incentives under Category 1 ccASHP: Partial Load Heating and Category 2 ccASHP: Full Load Heating. To be eligible for an incentive in these categories, cold climate MSHP systems must have a total heating capacity of <300,000 Btu/h and consist only of individual heat pump appliances that are listed on the NEEP ccASHP Product List and tested under AHRI test standard 210/240.

~~Systems that have a total heating capacity of at least 300,000 Btu/h, have equipment that are tested under AHRI test standard 210/240, and meet or exceed the NEEP cold climate air source heat pumps specifications, but are not NEEP listed, may qualify for incentives under Category 4 Custom Space Heating Applications.~~

~~Exception for Multifamily Buildings: As shown in Table 1, Cold climate MSHP systems installed in multifamily buildings as retrofits to existing heating systems shall be eligible for Category 2 incentives, regardless of the overall capacity of the systems being installed. Cold climate MSHP systems installed in multifamily new construction and, gut rehab, and retrofit projects shall be eligible for all must apply through Category 4, regardless of the overall capacity of the system being installed, except in cases where fewer than five dwelling units of a multifamily building with five or more dwelling units apply for Clean Heat incentives; in such cases, they may apply in Category 2, 2a or 2b.~~

Equipment Sizing: In order to determine which incentive category the system is eligible for (Partial or Full Load Heating), the Participating Contractor shall size and select equipment for the system using the methodology provided in [Section 3.2.1](#). Contractors shall apply the MSHP maximum heating capacity at design temperature when NEEP rating is available; otherwise, published manufacturer engineering data shall be used. To be eligible for the Category 2 ccASHP: Full Load Heating or Category 2a ccASHP: Full Load Heating with Integrated Controls, the system must be documented to satisfy at least 90% of the design BHL. If the system satisfies < 90% of design heating load, it will be eligible for the Category 1 ccASHP: Partial Load Heating. ~~For Category 2b ccASHP: Full Load Heating with Decommissioning, the system must be documented to satisfy at least 100% of the design BHL.~~

The Participating Contractor is required to submit documentation of the load calculations with the application for incentives.

Equipment Installation: Systems and system components must be installed in accordance with manufacturer specifications and installation requirements, and in compliance with all applicable laws, regulations, codes, licensing, and permit requirements including, but not limited to, the New York State Environmental Quality Review Act, the Statewide Uniform Fire Prevention and Building Code and State Energy Conservation Construction Code, the National Electric Code, Fire Codes and all applicable state, city, town, or local ordinances or permit requirements. Projects must also follow best practices for all aspects of installation, including appearance of the property.

Based upon best practices and manufacturers' installation manuals, outdoor units should be installed above the local snow line. The appropriate corresponding snow line can be determined using the NYS Clean Heat Prescriptive Categories Incentive Calculator and Statewide Custom Clean Heat Calculator found on the [NYS Clean Heat NYS Clean Heat Program Resources webpage](#). Systems must be installed to pass all requirements of the NYS Clean Heat quality control program and its associated Field Assessment checklists. More information on quality control is included in [Section 5: Field Assessments and Compliance](#).

3.2.2.3 Commercial Unitary Systems/Large Commercial ASHPs

Large commercial ASHPs are eligible for Program incentives under Category 4 *Custom Space Heating Applications*. These are systems that have either of the following characteristics:

- Include individual heat pump appliances that are powered by three-phase electricity or have rated cooling capacities $\geq 65,000$ Btu/h-~~or~~
- Total system heating capacities $\geq 300,000$ Btu/h

In addition, systems must consist of multi-speed or variable speed compressors. Constant speed systems are not eligible for incentives.

Large commercial ASHPs are a retrofit solution for businesses and multifamily buildings that currently have rooftop or central air conditioners, which were often installed in conjunction with a separate heating system.

Eligibility, Sizing, and Installation Requirements

Equipment Eligibility: Category 4 *Custom Space Heating Applications*

The eligibility criteria for commercial ASHPs are equivalent to the ENERGY STAR specification for Light Commercial HVAC, which covers heat pumps with cooling capacity ranging from 65,000 Btu/h up to 240,000 Btu/h.³⁵ For systems with individual heat pump appliance sizes of 240,000 Btu/h and above, eligibility will be determined based on whether heat pump efficiencies meet or exceed local energy code efficiency requirements. These systems are tested under AHRI Test Standard 340/360.

Equipment Sizing: The Participating Contractor applying for incentives shall document that non-residential systems are sized according to the requirements of [Section 3.2.1](#). If the building has a higher BHL than BCL, the total system heating capacity must satisfy at least 90% of the BHL, which is consistent with the requirement to satisfy BHL under relevant municipal or state code. If the building has a higher BCL than BHL, the system must be sized to satisfy full building cooling load (BCL), as required by relevant municipal or state code.

Equipment Installation: Systems and system components must be installed in accordance with manufacturer specifications and installation requirements, and in compliance with all applicable laws, regulations, codes, licensing, and permit requirements including, but not limited to, the New York State Environmental Quality Review Act, the Statewide Uniform Fire Prevention and Building Code and State Energy Conservation Construction Code, the National Electric Code, Fire Codes and all applicable state, city, town, or local ordinances or permit requirements. Projects must also follow best practices for all aspects of installation, including appearance of the property.

³⁵ ENERGY STAR Light Commercial HVAC, specification:
https://www.energystar.gov/products/heating_cooling/light_commercial_heating_cooling/light_commercial_hvac_key_product_criteria.

Based upon best practices and manufacturers' installation manuals, outdoor units should be installed above the local snow line. The appropriate corresponding snow line can be determined using the NYS Clean Heat Prescriptive Categories Incentive Calculator and Statewide Custom Clean Heat Calculator found on the [NYS Clean Heat Program Resources webpage](#). Systems must be installed to pass all requirements of the NYS Clean Heat quality control program and its associated Field Assessment checklists. More information on quality control is included in [Section 5: Field Assessments and Compliance](#).

3.2.2.4 Air Source Variable Refrigerant Flow Heat Pump Systems

Air Source Variable Refrigerant Flow (ASVRF) systems are an engineered direct exchange (DX) multi-split ~~systems~~ that circulate refrigerant between a variable capacity compressor and multiple indoor air handlers, each capable of individual zone temperature control. They provide some major advantages, including the ability for heat recovery that allows them to heat and cool different zones simultaneously; optimized performance across a range of zonal comfort levels and ~~part~~partial load conditions; and the avoidance of ductwork or the need for secondary circulation fluids such as chilled or heated water. Because they circulate refrigerant and allow for a separate outside air ventilation system, they require less ceiling space than conventional systems.

Eligibility, Sizing, and Installation Requirements

Equipment Eligibility: Category 4 *Custom Space Heating Applications*

All ~~air-source~~ ASVRF systems fall under the Category 4 *Custom Space Heating Applications* and are tested under AHRI standard 1230. To be eligible for the program, ASVRF systems up to 240,000 Btu/h cooling capacity must meet or exceed current ENERGY STAR Light Commercial HVAC Key Product Criteria.³⁶ For systems with capacities greater than those covered by ENERGY STAR, program eligibility will be determined based on whether proposed heat pump efficiencies meet or exceed local energy code. The program will adopt a NEEP cold-climate ASVRF specification when it is issued.

Equipment Sizing: The Participating Contractor applying for incentives shall document that non-residential systems are sized according to the requirements of [Section 3.2.1](#). If the building has a higher BHL than BCL, the total system heating capacity must satisfy at least 90% of the BHL, which is consistent with the requirement to satisfy BHL under relevant municipal or state code. If the building has a higher BCL than BHL, the system must be sized to satisfy full building cooling load (BCL), as required by relevant municipal or state code.

Equipment Installation: Systems and system components must be installed in accordance with manufacturer specifications and installation requirements, and in compliance with all applicable laws, regulations, codes, licensing, and permit requirements including, but not limited to, the New York State Environmental Quality Review Act, the Statewide Uniform Fire Prevention and Building Code and State Energy Conservation Construction Code, the National Electric Code, Fire Codes and all applicable state, city, town, or local ordinances or permit requirements. Projects must also follow best practices for all aspects of installation, including appearance of the property.

³⁶ Like central ASHP, VRF systems are also covered under the ENERGY STAR Light Commercial HVAC specification:
https://www.energystar.gov/products/heating_cooling/light_commercial_heating_cooling/light_commercial_hvac_key_product_criteria

In addition, the ASVRF systems must comply with ASHRAE Standard 15-2019 Safety Standard for Refrigeration Systems and Designation and Classification of Refrigerants, which addresses refrigerant capacities and possible leakage, especially if the system serves small rooms, which could cause oxygen depletion. In addition, the ASVRF systems must comply with ASHRAE Standard 34-2019 Addendum L, which establishes the maximum refrigerant concentration limit ("RCL") of 26 lbs./1,000 ft³ of room volume for occupied spaces. Systems must be installed to pass all requirements of the NYS Clean Heat quality control program and its associated Field Assessment checklists. More information on quality control is included in [Section 5: Field Assessments and Compliance](#).

3.2.2.5 Cold Climate Packaged Terminal Heat Pumps (ccPTHP)

A packaged terminal heat pump (PTHP) is a wall sleeve and a separate un-encased combination of heating and cooling assemblies specified by the builder, intended for a single zone and intended for mounting through the wall, ~~and that is industrial equipment~~. It includes a prime source of refrigeration, separable outdoor louvers, forced ventilation, and heating availability by builder's choice of hot water, steam, or electricity. A PTHP utilizes reverse cycle refrigeration as its primary heat source and is equipped with supplementary heating via hot water, steam, or electric resistance heat.

Eligibility:- Category 4 *Custom Space Heating Heat Pump Applications*

- All packaged terminal heat pumps fall under Category 4 *Custom Space Heating Applications* and are tested under AHRI standard 310/380. To be eligible for the program, ~~PTHP~~each unit in system must ~~meet or exceed be on the criteria listed in the~~NEEP Product List, i.e., be a ccPTHP (see also, NEEP Cold Climate PTHP Specification).

Equipment Sizing: The Participating Contractor applying for incentives shall document that non-residential systems are sized according to the requirements of [Section 3.2.1](#). If the building has a higher BHL than BCL, the total system heating capacity must satisfy at least 90% of the BHL, which is consistent with the requirement to satisfy BHL under relevant municipal or state code. If the building has a higher BCL than BHL, the system must be sized to satisfy full building cooling load (BCL), as required by relevant municipal or state code.

Equipment Installation: Systems and system components must be installed in accordance with manufacturer specifications and installation requirements, and in compliance with all applicable laws, regulations, codes, licensing, and permit requirements including, but not limited to, the New York State Environmental Quality Review Act, the Statewide Uniform Fire Prevention and Building Code and State Energy Conservation Construction Code, the National Electric Code, Fire Codes and all applicable state, city, town, or local ordinances or permit requirements. Projects must also follow best practices for all aspects of installation, including appearance of the property. Systems must be installed to pass all requirements of the NYS Clean Heat quality control program and its associated Field Assessment checklists. More information on quality control is included in [Section 5: Field Assessments and Compliance](#).

3.2.2.6 Single Package Vertical Heat Pumps

A single package vertical heat pump (SPVHP) ~~is an~~ air-cooled commercial package air conditioning and heating equipment that is factory-assembled as a single package, has components that are arranged

vertically, and is intended for exterior mounting on, adjacent interior to, or through an outside wall. These units may be powered by a single- or 3-phase current and may contain 1 or more separate indoor grilles, outdoor louvers, various ventilation options, indoor free air discharges, ductwork, well plenum or sleeves. SPVHPs utilize reverse cycle refrigeration as their primary heat source and may be equipped with supplementary heating via hot water, steam, gas, or electric resistance heat.

Eligibility:- Category 4 *Custom Space Heating Heat Pump Applications*

All single package vertical heat pumps fall under Category 4 *Custom Space Heating Applications* and are tested under AHRI standard 390. To be eligible for the program, SPVHP must meet or exceed the criteria listed in the [NEEP Cold Climate SPVHP Specification](#).

Equipment Sizing: The Participating Contractor applying for incentives shall document that non-residential systems are sized according to the requirements of [Section 3.2.1](#). If the building has a higher BHL than BCL, the total system heating capacity must satisfy at least 90% of the BHL, which is consistent with the requirement to satisfy BHL under relevant municipal or state code. If the building has a higher BCL than BHL, the system must be sized to satisfy full building cooling load (BCL), as required by relevant municipal or state code.

Equipment Installation: Systems and system components must be installed in accordance with manufacturer specifications and installation requirements, and in compliance with all applicable laws, regulations, codes, licensing, and permit requirements including, but not limited to, the New York State Environmental Quality Review Act, the Statewide Uniform Fire Prevention and Building Code and State Energy Conservation Construction Code, the National Electric Code, Fire Codes and all applicable state, city, town, or local ordinances or permit requirements.

Projects must also follow best practices for all aspects of installation, including appearance of the property. Systems must be installed to pass all requirements of the NYS Clean Heat quality control program and its associated Field Assessment checklists. More information on quality control is included in [Section 5: Field Assessments and Compliance](#).

3.2.3 Ground Source Heat Pumps ~~(GSHPs)~~

[Ground source heat pumps \(GSHPs\)](#), also known as geothermal heat pumps, achieve high efficiency by exchanging thermal energy with the ground or with groundwater instead of outside air. GSHP systems work well in cold climates because of their ability to maintain capacity at low ambient air temperature. GSHPs are installed in all building sectors and are expected to provide heat to the whole home or whole building.

GSHP systems also take advantage of the heat generated by the indoor compressor, particularly in cooling mode, by providing a desuperheater loop that pre-heats domestic hot water. GSHPs distribute heating and cooling in the building through a ducted air system ~~or~~, a water loop, [refrigerant lines, or a combination of these](#). System performance depends on an effective ground heat exchanger design and proper installation. The ground heat exchanger design can be highly site-specific, given the variability of site conditions that affect ground conductivity or loop designs.

There are several categories of GSHPs eligible for the Statewide Heat Pump Program, including:

- (1) Open-Loop GSHPs
- (2) Closed-Loop GSHPs

- (3) Direct GeoExchange GSHPs
- (4) Console type GSHP systems
- (5) GSVRFs

Eligibility, Sizing, and Installation Requirements

Equipment Eligibility: Category 3 GSHP: Full Load Heating and Category 4 Custom Space Heating Applications

Full Load GSHP Incentive: To be eligible for the Category 3 Full Load GSHP Incentive, the GSHP system:

- Must meet or exceed Geothermal ENERGY STAR specifications, which covers equipment powered by single-phase electricity³⁷
- Must have a system heating capacity equivalent to at least 90% of BHL
- Must have a closed loop ground heat exchanger circulating a water/antifreeze solution, an open loop heat exchanger, or a direct expansion (DX) heat exchanger
- Must have a total system heating capacity <300,000 Btu/h and consist only of individual appliance cooling capacity for open and closed-loop GSHP installs <135,000 Btu/h and/or individual appliance cooling capacity for direct exchange GSHP installs ≤180,000 Btu/h

ENERGY STAR eligibility is based on the following test procedures to determine GSHP appliance Energy Efficiency Ratio (“EER”) and Coefficient of Performance (“COP”):

- Closed Loop Systems:
 - ISO 13256-1-1998 “Water-source heat pumps – Testing and rating for performance – Part 1: Water-to-air and brine-to-air heat pumps” for water to air models; OR
 - ISO 13256-2-1998 “Water-source heat pumps – Testing and rating for performance – Part 2: Water-to-water and brine-to-water heat pumps” for water-to-water models.
- Direct Exchange Systems: AHRI 870 (I-P/2016) and AHRI Standard 871 (SI) – 2016 “Performance Rating of Direct GeoExchange Heat Pumps”

Eligibility for any GSHP less than 135,000 Btu/h of cooling capacity may be obtained from an AHRI rating certificate. For units larger than 135,000 Btu/h cooling capacity, which are not rated by AHRI, manufacturer specification sheets may be used instead, provided the units have been tested in accordance with the applicable test procedure.

For multi-stage systems for which AHRI certificates are not available, the EER and COP must be calculated using the following equations:

- $EER = (full\ load\ EER + part\ load\ EER)/2$
- $COP = (full\ load\ COP + part\ load\ COP)/2$

Calculation of the EER and COP values must be determined using the following AHRI-rated data:

³⁷ ENERGY STAR references:

https://www.energystar.gov/products/heating_cooling/heat_pumps_geothermal/key_product_criteria
[https://www.energystar.gov/sites/default/files/specs/private/Geothermal Heat Pumps Program Requirements %20v3.1.pdf](https://www.energystar.gov/sites/default/files/specs/private/Geothermal_Heat_Pumps_Program_Requirements%20v3.1.pdf)
<https://www.energystar.gov/productfinder/product/certified-geothermal-heat-pumps/results>

- Ground loop heat pump (GLHP) for closed-loop system
- Direct GeoExchange for DX systems

Custom Incentive: GSHP systems may qualify for Category 4 *Custom Space Heating Applications* incentives provided they meet or exceed the ENERGY STAR Geothermal heat pump specification efficiency requirements and exhibit one or more of the following characteristics:

- Systems with individual heat pump appliances powered by three-phase electricity ~~or~~
- Systems with a total system heating capacity $\geq 300,000$ Btu/h ~~or~~
- Systems that have individual appliance cooling capacity for closed-loop GSHP installs $\geq 135,000$ Btu/h ~~or~~
- Systems that have an individual appliance cooling capacity for direct exchange GSHP installs $\geq 180,000$ Btu/h

The following are *exceptions* to the above GSHP eligibility criteria:

- Console type GSHP systems, regardless of total heating system size or individual appliance cooling capacity, may be eligible for Category 4 incentives if they meet or exceed the minimum efficiencies listed in Table 4 below. ~~Note, these~~ These systems do not need to meet or exceed the ENERGY STAR Geothermal heat pump specification efficiency requirements.
- ~~Non-console GSHP systems that have rated cooling capacities less than 24,000 Btu/h, regardless of total heating system size, may be eligible for Category 4 incentives if they meet or exceed the minimum efficiencies listed in Table 5 below. Note, these systems do not need to meet or exceed the ENERGY STAR Geothermal heat pump specification efficiency requirements.~~
- ~~GSVRF Systems, regardless of total heating system size or individual appliance cooling capacity, may be eligible for Category 4 incentives if they meet or exceed the minimum efficiencies listed in Table 6 below. Note, these~~ These systems do not need to meet or exceed the ENERGY STAR Geothermal heat pump specification efficiency requirements.
- GSVRF Systems are eligible for Category 3 or Category 4 incentives as described in Table 1. These systems do not need to meet or exceed the ENERGY STAR Geothermal heat pump specification efficiency requirements.
- Full-load GSHP systems installed in multifamily buildings as retrofits to existing heating systems ~~shall be eligible for Category 3 incentives, regardless of the overall capacity of the systems being installed. GSHP systems installed in multifamily, new construction, and gut rehab projects shall be eligible for all must apply through~~ Category 4, regardless of the overall capacity of the system being installed.

Program applications for any Category 4 *Custom Space Heating Applications* ~~Incentive~~ GSHP incentive for GSHPs with less than 10 tons of cooling capacity must include an AHRI rating certificate for each heat pump model to be installed. For units larger than 10 tons of cooling capacity, which are not rated by AHRI, manufacturer specification sheets must be submitted instead, provided the units have been tested in accordance with AHRI/ISO 13256-1, 13256-2, 550/590, or 870/871, as applicable.

GSHP console units—which are only eligible for the program if they are required due to sizing and/or space constraints—must have an AHRI-rated EER and an AHRI-rated COP of no less than the following:

Table 4. Efficiency Requirements Applicable to console units

System Type	EER	COP
Water to Air		

Closed-Loop Water-to-Air	14.0	3.0
Open-Loop Water-to-Air	14.0	3.0
Water-to-Water		
Closed-Loop Water-to-Water	N/A	N/A
Open-Loop Water-to-Water	N/A	N/A
Direct Exchange		
Direct Exchange	N/A	N/A

The EER and COP must be calculated using the following equations:

- $EER = (\text{full load EER} + \text{part load EER})/2$
- $COP = (\text{full load COP} + \text{part load COP})/2$

GSHP systems that are not console units and have AHRI-rated cooling capacities less than 24,000 Btu/h (2 tons) must have AHRI-rated EER and AHRI-rated COP of no less than the following:

Table 5. Efficiency requirements applicable to non-console units with AHRI-rated cooling capacities less than 24,000 Btu/h

System Type	EER	COP
Water to Air		
Closed-Loop Water-to-Air	15.0	3.2
Open-Loop Water-to-Air	20.0	4.1
Water-to-Water		
Closed-Loop Water-to-Water	16.6	3.1
Open-Loop Water-to-Water	20.1	3.5
Direct Exchange		
Direct Exchange	N/A	N/A

Table 6a. Efficiency requirements applicable to Ground Source Variable Refrigerant Flow heat pumps

Equipment Type	Cooling Capacity (Btu/h)	Min. EER at 77F EWT	Min. COP at 32F EWT	Testing Procedure
Ground Source VRF multisplit system	<135,000	14.7	3.4	AHRI 1230
	≥135,000	12.1	3.1	AHRI 1230
Ground Source VRF multisplit system with heat recovery	<135,000	14.5	3.4	AHRI 1230
	≥135,000	11.9	3.1	AHRI 1230

Table 6b. Efficiency requirements applicable to Groundwater Source Variable Refrigerant Flow heat pumps tested under AHRI 1230 groundwater source configuration, however intended to be used in a ground source configuration.

Equipment Type	Cooling Capacity (Btu/h)	Min. COP at 50F EWT	Testing Procedure
Groundwater Source VRF multisplit system	<135,000	3.6	AHRI 1230
	≥135,000	3.3	AHRI 1230

Table 6c. Efficiency requirements applicable to Water Source Variable Refrigerant Flow heat pumps tested under AHRI 1230 water source configuration, however intended to be used in a ground source configuration.

Equipment Type	Cooling Capacity (Btu/h)	Min. EER at 86F EWT	Min. EER at 86F EWT (with heat recovery)	Min. COP at 68F EWT	Testing Procedure
Water Source VRF multisplit system	<65,000	13.2 EER 17.6 IEER	13 EER 17.4 IEER	4.7	AHRI 1230
	> 65,000 < 135,000	13.2 EER 17.6 IEER	13 EER 17.4 IEER	4.7	AHRI 1230
	≥ 135,000 < 240,000	11.0 EER 15.4 IEER	10.8 EER 15.2 IEER	4.4	AHRI 1230
	≥ 240,000	11 EER 13.2 IEER	10.8 EER 15.2 IEER	4.3	AHRI 1230

EER and COP calculations for such systems must be calculated using the full-load EER and full-load COP.

Equipment Sizing: To be eligible for an incentive, a GSHP must be a Full Load Heating System installed as the building's primary heating source and have a heating capacity equivalent to at least 90% of the BHL at design conditions, as calculated according to the system sizing methodology described in [Section 3.2.1](#). The Participating Contractor is required to submit documentation of the heating and cooling load calculations with the application for incentives.

Equipment Installation: Systems and system components must be installed in accordance with manufacturer specifications and installation requirements, and in compliance with all applicable laws, regulations, codes, licensing, and permit requirements including, but not limited to, the New York State Environmental Quality Review Act, the Statewide Uniform Fire Prevention and Building Code and State Energy Conservation Construction Code, the National Electric Code, Fire Codes and all applicable state, city, town, or local ordinances or permit requirements. Projects must also follow best practices for all aspects of installation, including appearance of the property. GSHPs may have additional requirements specific to the type of ground heat exchanger the GSHP system is coupled to. Systems must be installed

to pass all requirements of the NYS Clean Heat quality control program and its associated Field Assessment checklists. More information on quality control is included in [Section 5: Field Assessments and Compliance](#).

General Well/Borehole/Loop Field Requirements

- All projects must comply with New York State Department of Environmental Conservation ("DEC") regulations for geothermal well drilling, which may be found at <https://www.dec.ny.gov/lands/61176.html>.
- Projects in New York City must comply with NYC Department of Environmental Protection ("DEP") rules concerning drilling and excavation, including insurance requirements.
- For non-DX systems, only polyethylene piping is appropriate for underground loop field piping.
- For large scale systems, Participating Contractors must show rated walls and ceilings and specify firestopping of pipe penetrations.
- All well/bore fields must provide adequate well/bore spacing and thermal dispersion to accommodate the thermal load and thermal balance.
- For large GSHP systems, provide emergency eye washes on site during installation, as required by OSHA.
- Piping must be stored on site in a manner that prevents damage and the introduction of foreign matter. Piping shall be kept free from damage, debris, and foreign matter during installation.
- Grout and admixtures must be received and stored in a way that protects them from moisture and contamination.
- Manifolds installed underground or in a buried enclosure must have proper valves, pressure, and temperature ports.
- All equipment and system parts should be labeled per IGSHA and ASHRAE guidelines.
- Performance tests must be verifiable. Temperatures, pressures, flow rates, control valve operation, controls, balancing reports, sequence of operations, power measurements, software, start-up and commissioning efforts and reports are all subject to review and observation.
- Projects must meet all setback requirements enforced by the local authority having jurisdiction.
- It is also recommended that GSHP systems meet the ANSI/CSA C448 Series-16 standard.

Vertical-Loop Systems: Any vertically bored, closed-loop GSHP system must have a borehole depth that is sufficient to provide a minimum entering water temperature to the heat pump of 30°F in heating mode and a maximum entering water temperature to the heat pump of 90°F in cooling mode.

~~System~~The system must be designed in accordance with manufacturer specifications and installation requirements.

Exception: Vertically bored ground loops designed for a minimum entering water temperature >25°F and <30°F in Department of Energy Climate Zones 5 and 6 shall be considered eligible provided they meet the following additional criteria:

1. Heat Pumps shall be designed to provide at least 100% of the building heating load without supplemental heating.
2. Requires submission of loop sizing documents signed off by a New York State Professional Engineer or Certified GeoExchange Designer.

Closed-Loop Systems: Unless specifically superseded by the requirements detailed in this manual, the design and installation of closed loop GSHP systems (including ground-loop and interior systems) must comply with the standards and practices outlined in the most recent edition of the Closed-Loop/Geothermal Heat Pump Systems: Design and Installation Standards edited by the IGSHPA Standards Committee and published by the International Ground Source Heat Pump Association. These standards are available online at <https://igshpa.org/manuals> on the IGSHPA website.

Table 7 presents program requirements for the maximum allowable rated pumping power at design conditions (based on duty point), as well as good-practice guidance based on an ASHRAE GSHP Design Guide³⁸ for large systems and field measurements for small systems.

Table 7: Maximum Allowable and Good Practice Pumping Power for Closed-Loop GSHP Systems in watts (W) per AHRI rated³⁹ full-load heating or cooling capacity of the installed system

GSHP System Size	Maximum Allowable Pumping Power in watts (W) per 10,000 Btu/h of full-load heating capacity OR in watts (W) per ton of full-load cooling capacity	Good Practice Pumping Power in watts (W) per 10,000 Btu/h of full-load heating capacity OR in watts (W) per ton of full-load cooling capacity
Individual GSHP units in residential and small commercial applications where each GSHP unit has its own dedicated loop pump	100	Less than 75
Large GSHP systems with multiple heat pump units served by centralized ground loop pumping	85	Less than 60

Closed Loop Antifreeze Protection Requirements: Propylene glycol (CAS No. 57-55-6), methanol (CAS No. 67-56-1) and ethanol (CAS No. 64-17-5) are the three presumptively acceptable antifreeze additives for use in the loop field. Use of any other antifreezes requires prior approval from the Joint Efficiency Providers. The acceptable denaturants for ethanol additives are denatonium benzoate (CAS No. 3734-33-6), ethyl acetate (CAS No. 141-78-6), isopropanol (CAS No. 67- 63-0), pine oil (CAS No. 8002-09-3), and tertiary butyl alcohol (CAS No. 75-65-0).

Large systems with ethanol and methanol must comply with Section 1207 of the 2020 Mechanical Code of New York State and, therefore, “the flash point of transfer fluid in a hydronic piping system shall be not less than 50°F above the maximum system operating temperature.”

The maximum allowable concentration of methanol is 12.5% by weight. The maximum allowable loop field temperature in small systems using methanol as an antifreeze is 75°F. In addition, the designer and installer should ensure the loop field operating temperature is at least 50°F lower than the flash point of

³⁸ Kavanaugh and Rafferty (2014). Geothermal Heating and Cooling: Design of Ground-Source Heat Pump Systems. American Society of Heating, Refrigerating and Air-Conditioning Engineers (ASHRAE).

³⁹ Reference the AHRI Ground-loop Heat Pump Application (GLHP) rating for Full-Load Heating Capacity and for Full-load Cooling Capacity.

methanol at all times.

The maximum allowable concentration of ethanol is 10% by weight. The maximum allowable loop field temperature in a small system using ethanol as an antifreeze is 70°F. In addition, the designer and installer should ensure that the loop field operating temperature is at least 50°F lower than the flash point of ethanol at all times.

For loop fields with glycol or organic antifreeze, the Participating Contractor must sterilize with a chlorine shocking protocol that is similar to what is required in potable water plumbing systems. If the manufacturer recommends specific disinfection, the Participating Contractor should follow the manufacturer's protocols.

Horizontal-Loop Systems: Horizontal loops must be installed below the frost line and have a surface area that is sufficient to provide a minimum entering water temperature of 30°F to the heat pump in heating mode and a maximum entering water temperature of 90°F to the heat pump in cooling mode. System must be designed in accordance with manufacturer specifications and installation requirements. Incentive applications must include the file from the horizontal-loop design software showing inputs and system design specifications.

Exception: Horizontal ground loops designed for a minimum entering water temperature >25°F and <30°F in Department of Energy Climate Zones 5 and 6 shall be considered eligible, provided that they meet the following additional criteria:

1. Heat pumps shall be designed to provide at least 100% of the Building Heating Load without supplemental heating-
2. Requires submission of loop sizing documents signed off by a New York State Professional Engineer or Certified GeoExchange Designer-

Open-Loop Systems: A standing column well must include a bleed circuit, drywell, or locally approved receptor to maximize thermal efficiency based on available water production.

Incentive applications must quantitatively explain the method for determining pressure and flow rate. All projects must comply with NYS DEC regulations for geothermal well drilling, which can be found at <https://www.dec.ny.gov/lands/61176.html> on the DEC website.

All projects must comply with ANSI/CSA/IGSHPA C448.6, *Installation of open-loop systems ground water heat pump systems*. All standing column well projects must comply with ANSI/CSA C448.7, *Installation of standing column well heat pump system*.

Table 8 presents program requirements for the maximum allowable rated pumping power at design conditions (based on duty point), as well as good-practice guidance.

Table 8: Maximum Allowable and Good Practice Pumping Power for Open-Loop GSHP Systems in watts (W) per AHRI rated⁴⁰ full-load heating or cooling capacity of the installed system

GSHP System Size	Maximum Allowable Pumping	Good Practice Pumping Power
------------------	---------------------------	-----------------------------

⁴⁰ Reference the AHRI Ground-water Heat Pump Application (GWHP) rating for Full-Load Heating Capacity and for Full-load Cooling Capacity

	Power in watts (W) per 10,000 Btu/h of full-load heating capacity OR in watts (W) per Ten ton of full-load cooling capacity	in watts (W) per 10,000 Btu/h of full-load heating capacity OR in watts (W) per ton of full- Load load cooling capacity
Individual GSHP units in residential and small commercial applications where each GSHP unit has its own dedicated loop pump	140	Less than 105
Large GSHP systems with multiple heat pump units served by centralized ground loop pumping	120	Less than 90

DX System: Direct exchange heat pumps, which circulate a refrigerant typically through a closed-loop copper pipe system (whereas most systems utilize plastic pipes that circulate water or a water-antifreeze mixture), must meet the following additional conditions:

- DX systems must have a minimum loop field length of 100 feet per 12,000 Btu/h of heating capacity.
- DX wells require cathodic protection ensuring a minimum expected well life of 25 years.
- DX system owners must certify that they will undergo an end-of-life decommissioning that includes full-refrigerant recovery.
- The refrigerant must be R-410A unless otherwise approved by the Joint Efficiency Providers.
- The entire well depth interval for DX wells is grouted with thermally enhanced grout with hydraulic conductivity below 1×10^{-7} centimeters/second.
- A permanent placard must be attached to the heat pump unit, detailing the following:
 - loop field refrigerant content, type, and volume
 - loop location description
 - loop piping material
 - required maintenance schedule on loop field, refrigerant, and heat pump
 - planned decommissioning date and process, consistent with loop field useful life
- DX systems must also comply with ANSI/CSA/IGSHPA C448.8, "Installation of direct expansion heat pump systems."
- DX GSHP systems must use only ACR B280 Copper Piping for Underground Loop Field.
- DX GSHP systems must conform to requirements of ASHRAE Standard 15-2019.

Large GSHP System-Specific Requirements

- For large systems, a loop field design includes:
 - Loop/site plan
 - Loop sizing report (flexible)
 - Loop field pressure drop calculations
 - Antifreeze type and concentration
 - System documentation must include a piping schematic accurately representing below grade and above grade piping strategy

- Large systems with ethanol and methanol must comply with Section 1207 of the 2015 Mechanical Code of New York State and, therefore, “the flash point of transfer fluid in a hydronic piping system shall not be less than 50°F above the maximum system operating temperature.”
- Large systems must implement the following:
 - Show rated walls and ceilings and specify firestopping of pipe penetrations
 - Detail cross connection control devices in the design
 - Conform to the requirements and standards of ASHRAE 15

Thermal Conductivity Tests: For any new construction or retrofit for which a new vertically bored, closed-loop ground loop greater than 300,000 Btu/h system heating capacity is being installed, a test borehole must be drilled prior to system design to more accurately determine the soil’s thermal conductivity and enable accurate system modeling and design optimization. Testing should conform to the requirements detailed in the latest edition of the ASHRAE Applications Handbook and must report undisturbed ground temperature.

Test boreholes are recommended, but not required, for projects with system capacities between 135,000 Btu/h and 300,000 Btu/h.

3.2.4 Heat Pump Water Heaters and Ground Source Water-to-Water Heat Pumps

In addition to space heating, the NYS Clean Heat Program also promotes the use of heat pump technology for heating domestic hot water, as a replacement or in new construction in lieu of common electric resistance or fossil fuel water heaters. As with space conditioning heat pump technologies, for retrofit applications, the program will require that applicants report the existing water heating fuel that is being replaced; for new construction, the replaced unit will be determined on a case-by-case basis, based on contemporary construction practice in the area.

As with space conditioning, heat pump water heaters can be air source or ground source technology.

3.2.4.1 Air-to-Water Heat Pump Water Heater

Air-to-Water HPWHs are water heater tanks that heat domestic hot water using an onboard air source heat pump that extracts heat from the air in the building surrounding the unit. They use a secondary electric resistance as a back-up to ensure that the water temperature meets the desired setpoint during times of high demand. Air source HPWH models come in two versions (integrated and split-system HPWH) and both versions are eligible for incentives under the program.

System eligibility: Category 5 HPWH (up to 120 gallons of tank capacity) and Category 6 Custom Hot Water Heating Applications.

To be eligible for a program incentive, an air-to-water HPWH must meet or exceed ENERGY STAR water heater specifications.

A residential duty HPWH defined as having a tank up to and including 120 gallons, and a current rating ≤ 24 amps and voltage ≤ 250 volts⁴¹, shall receive incentives based on \$/equipment unit, under Category 5 HPWH (up to 120 gallons of tank capacity). Units under this category must meet or exceed Energy

⁴¹ 10 CFR 430.2 – Definitions.

~~Star~~ENERGY STAR Residential Water Heater requirements.

Air Source HPWH with ~~storage tank capacity~~ larger than 120 gallons⁴² shall receive incentives based on \$/MMBtu of annual energy savings, under Category 6 *Custom Hot Water Heating Applications*. ~~Units under this category must meet or exceed Energy Star Commercial Water Heater requirements.~~

Equipment Sizing:- Systems shall be sized according to equipment manufacturer recommendations.

Equipment Installation: Systems and system components must be installed in accordance with manufacturer specifications and installation requirements, and in compliance with all applicable laws, regulations, codes, licensing, and permit requirements including, but not limited to, the New York State Environmental Quality Review Act, the Statewide Uniform Fire Prevention and Building Code and State Energy Conservation Construction Code, the National Electric Code, Fire Codes and all applicable state, city, town, or local ordinances or permit requirements. They shall be installed in spaces that provide sufficient make-up air to support efficient heat pump operation, per manufacturer specifications. Projects must also follow best practices for all aspects of installation, including appearance of the property. Systems must be installed to pass all requirements of the NYS Clean Heat quality control program and its associated Field Assessment checklists. More information on quality control is included in [Section 5: Field Assessments and Compliance](#).

3.2.4.2 Ground Source Desuperheaters and Dedicated DHW Water to Water Heat Pumps

Ground source systems can reduce DHW energy consumption by two optional methods: 1) Using a GSHP unit with a desuperheater or 2) adding a water-to-water heat pump (WWHP) to the ground loop that is dedicated to meeting the DHW load.

Desuperheaters are available on most GSHP models. A desuperheater recovers heat from the GSHP's compressor during both cooling and part-load heating mode and transfers it to the DHW tank. Thus, they satisfy a portion of the building's annual DHW load. They therefore require some form of complementary water heating.

Full-load DHW WWHPs can either be installed as a priority zone on a GSHP HVAC system, or as a stand-alone system. They are designed to provide all of the building's DHW needs.

System eligibility: Category 6 *Custom Hot Water Heating Applications*, Category 7 *GSHP Desuperheater*, and Category 8 *Dedicated DHW WWHP*

Any desuperheater that is installed on a GSHP system shall be eligible for an incentive under Category 7 *GSHP Desuperheater*.

A full-load DHW WWHP must meet or exceed ENERGY STAR Geothermal Heat Pump specification requirements⁴³ ~~OR~~ the efficiency requirements listed in [Section 3.2.3](#) for Non-~~Energy Star~~ENERGY STAR Compliant Geothermal Heat Pumps to be eligible for incentives. Ground Source DHW WWHPs (up to 120-gallon tanks), are eligible for \$/equipment unit incentives under Category 8 *Dedicated DHW*

⁴² https://www.energystar.gov/products/water_heaters/commercial_water_heaters/key_product_criteria

⁴³ ENERGY STAR Program Requirements for Geothermal Heat Pumps. Current link: https://www.energystar.gov/sites/default/files/specs//private/Geothermal_Heat_Pumps_Program_Requirements

WWHP.

Dedicated Ground Source DHW WWHPs (>120 gallons) shall receive incentives based on \$/MMBtu of energy savings under Category 6 *Custom Hot Water Heating Applications*.

Equipment Sizing: Systems shall be sized according to equipment manufacturer recommendations.

Equipment Installation: Systems and system components must be installed in accordance with manufacturer specifications and installation requirements, and in compliance with all applicable laws, regulations, codes, licensing, and permit requirements including, but not limited to, the New York State Environmental Quality Review Act, the Statewide Uniform Fire Prevention and Building Code and State Energy Conservation Construction Code, the National Electric Code, Fire Codes and all applicable state, city, town, or local ordinances or permit requirements. Projects must also follow best practices for all aspects of installation, including appearance of the property.

Ground Source HPWH loop requirements shall be the same as those for GSHP, as described above in [Section 3.2.3](#).

Systems must be installed to pass all requirements of the NYS Clean Heat quality control program and its associated Field Assessment checklists. More information on quality control is included in [Section 5: Field Assessments and Compliance](#).

3.2.5 Energy Recovery Ventilators (ERVs) and Heat Recovery Ventilators (HRVs)

Energy Recovery Ventilators (ERVs) and Heat Recovery Ventilators (HRVs) reduce heating and cooling loads while maintaining required ventilation rates by facilitating heat transfer between outgoing conditioned air and incoming outdoor air. ERVs and HRVs employ air-to-air heat exchangers to recover energy from exhaust air for the purpose of pre-conditioning outdoor air prior to supplying the conditioned air to the space, either directly or as part of an air-conditioning system. When paired with a heat pump system, the ERV/HRV can significantly reduce the size of the required HVAC system.

For the purposes of this measure, ERVs and HRVs are distinguished as follows:

- ERV: Transfers both sensible (heat content) and latent (moisture content) heat between supply and exhaust airstreams.
- HRV: Transfers sensible heat only between supply and exhaust airstreams.

Only those ERV/HRVs not required by federal, state, local or municipal codes or standards and that are paired with an eligible heat pump system are eligible for Category 4 *Custom Space Heating Applications Incentives* under this Program. Installation of an ERV/HRV does not impact incentive category for the heat pump portion of the work. As an example, if an eligible ERV is installed with an eligible Category 2 heat pump, then the ERV will receive a Category 4 incentive while the heat pump will receive a Category 2 incentive.

3.2.6 Envelope Measures (for Category 4A: Heat Pump + Envelope)

The building envelope, which includes the walls, windows, roof, and foundation, forms the primary thermal barrier between the interior and exterior environments. The building envelope plays a key role in determining optimal comfort levels, ventilation, natural lighting, and energy needed for heating and

cooling. These shell improvements help regulate indoor climate (temperature control, air quality, etc.) and protect against the outdoor environment (drafts, condensation, etc.).

Without a properly insulated building envelope, the heating and cooling systems will not work as effectively, making this an essential element in creating a higher-performing building. Eligible building envelope upgrades or retrofits should be quantifiable and directly impact heat pump sizing, i.e., locating and sealing air leaks, increasing ~~walls/roofs~~wall/roof insulation, ~~window~~window replacement, weatherstripping windows and doors.

The impact from the building envelope upgrades should be captured in the ~~loads~~load calculations for pre- and post-conditions calculated per Manual J or ACCA 183.

This Category applies to a Category 4 *Custom Space Heating Applications* project coupled with a significant envelope upgrade. Category 2 *ccASHP: Full Load Heating* or Category 3 *GSHP: Full Load Heating* multifamily retrofit projects paired with envelope improvements may also qualify for this incentive category. The envelope upgrade must produce a quantifiable impact on the heat pump sizing to be eligible for a packaged approach (refer to [Section 3.2.6.1](#) below). When combined, the existing baseline will be used for calculating energy savings, except for new construction and gut rehab projects, which should use a code baseline for savings analysis. The MMBtu savings from both the envelope measures and the HP measures will be paid out at the ~~4A4a~~4A4a rate based on the tier qualified for. If an ERV/HRV is installed alongside an eligible heat pump plus envelope project, the ERV/HRV will also be incentivized at a ~~4A4a~~4A4a rate.

Eligible measures may include:

- Exterior: window replacements, window film
- Opaque shell: wall insulation, continuous insulation, window walls, curtain walls, exterior façade
- Air leakage sealing, air barrier continuity
- Roof insulation

3.2.6.1 Eligibility Tiers for Category 4A: Heat Pump + Envelope

Projects shall install envelope upgrades to reduce the dominant load: BHL building heating load or CHL cooling heating load by a specific % compared to the appropriate baseline. Please see the table below for details.

Project Requirement	Construction type	Baseline Selection	Tier 1 Requirement	Tier 2 Requirement
Reduce dominant load: BHL or BCL by a specific % compared to the appropriate baseline.	Existing construction	Existing baseline	5% - 30%	>30%
	New Construction	NYSECC or NYCECC baseline as applicable	1% - 5%	>5%

3.2.6.2 Infiltration Guidance

Projects should adhere to guidelines for natural (unpressurized) air changes per hour (ACH_N) at heating design conditions.⁴⁴ Blower door testing should be used to verify rates of air exchange that are different from these guidelines, as described in the whitepaper. Pre-inspection can identify exceptions requiring justification and review. Please see the table below for details.

<u>Infiltration Level by project type</u>	<u>Maximum Allowed ACH_N at Design Heating Load⁴⁵</u>
<u>New construction or gut rehabs</u> <u>Tight – Non-operating windows or best quality windows;</u> <u>sealed penetrations in envelope; vapor barrier</u>	<u>0.3</u>
<u>Existing building retrofit</u> <u>Average – Standard quality windows; major penetrations</u> <u>sealed; vapor barrier; glass less than 20% of wall area</u>	<u>0.7</u>

3.2.7 Additional Project Eligibility Criteria

For scenarios in which project eligibility is not clearly defined, the following shall be used to determine eligibility:

- Fossil fuel (heating oil, natural gas, steam generated by fossil fuel, etc.) energy consumption must be reduced by the new electric technology or application. The air source electric technology must use staged, multi-speed or variable-speed heat pumps and must displace at least half of annual baseline heating consumption or alternative case fossil fuel consumption. Fuel savings cannot include fossil fuel system efficiency savings; in savings calculations, fossil fuel baseline efficiency (including distribution) must equal proposed (boiler) system efficiency.
- The new electric technology or application:
 - ~~1-~~ Must ~~not increase~~ decrease the overall annual site energy consumption
 - ~~2-~~ Shall ~~be market ready and can~~ meet or exceed applicable minimum efficiency specifications to meet applicable codes and standards

3.3 Warranty Requirements

All ASHPs, including ASVRF

Category 1 ccASHP: Partial Load Heating, Category 2 ccASHP: Full Load Heating, Category 4

⁴⁴ Infiltration Guidance for Buildings at Design Conditions - For the NYS Clean Heat Program. Hugh Henderson, Bruce Harley. May 1, 2022. Accessible on the NYS Clean Heat Resources webpage: <https://saveenergy.ny.gov/NYScleanheat/resources/>.

⁴⁵ Listed maximum values cannot be exceeded unless written documentation justifying a higher value is provided and approved by the Program.

Custom Space Heating Applications

Each qualified residential and small commercial ASHP receiving an incentive under this program must include a minimum five (5) year manufacturer's warranty for parts including compressor.

Full Load Heating GSHP Systems

Category 3 GSHP: Full Load Heating

For small GSHP systems, including desuperheaters and WWHPs, Participating Contractors must transfer to the system owner the manufacturer's ~~and/or~~ distributor's/dealer's warranty. At a minimum, such warranty must cover all parts and equipment against breakdown or malfunction and the warranty period must be no less than five (5) years. In addition, the warranty will cover the full costs, including labor and repair or replacement of components or systems.

The Participating Contractor must also provide additional warranty coverage that fully covers the labor and design services provided by the Participating Contractor (and any of its subcontractors). The warranty period must be no less than three (3) years. Participating Contractors must present to the site owner any optional extended warranty up to the maximum supported by the manufacturer.

Custom GSHP Systems

Category 4 Custom Space Heating Applications

For large GSHP systems, the minimum manufacturer's warranty must be at least one-year parts and labor, as required by law. Participating Contractors must present to the customer any optional extended warranty up to the maximum supported by the manufacturer.

HPWH Systems

Category 5 HPWH (up to 120 gallons of tank capacity)

Each air-to-water HPWH system receiving an incentive under this program must include a minimum ten ~~(10)~~-year manufacturer's warranty for parts and tank.

Category 6 Custom Hot Water Heating Applications

Each HPWH system receiving an incentive under this program must include a manufacturer's warranty for parts and tank.

3.4 Operation and Maintenance Requirements

Electrified heating systems are often a new type of appliance for the site owner, so it is important that owners understand how to effectively operate and maintain their new systems. Participating Contractors must inform site owners ~~on~~about system operation and maintenance, including on the use of these systems in both heating and cooling modes. A detailed ~~manufacturer~~manufacturer's operation handbook as well as a maintenance manual containing information on the major components and a

schedule of required system maintenance must be provided by the Participating Contractor.

The manual must include maintenance and testing requirements of antifreeze solutions used on the project. It must include any ~~start-up~~^{startup}/commissioning documentation for the system(s). For large systems, the O&M manual must include as-built drawings.

For ccASHP and cold climate MSHP installations under incentive Categories 1 and 2, the Joint Efficiency Providers require that Participating Contractors provide site owners with the “Get the Most Out of Your Air Source Heat Pump” tip sheet which can be found at https://saveenergy.ny.gov/NYScleanheat/assets/pdf/CHC-ASHP-tips-fs-1-v1_acc.pdf.

The Joint Efficiency Providers strongly recommend that GSHP systems include a performance monitoring system. Recommended best practices for performance monitoring of GSHP systems can be found at <https://saveenergy.ny.gov/NYScleanheat/resources/> under the Ground Source Heat Pump (GSHP) drop-down menu.

Participating Contractors should strongly encourage system owners to purchase a maintenance agreement.

3.5 Savings Methodology for Categories 1, 2, 3, 5, 7 and 8

The Electric Utilities shall rely on *The New York Standard Approach for Estimating Energy Savings from Energy Efficiency Programs - Residential, Multi-Family, and Commercial/Industrial*, known as the Technical Resource Manual (“TRM”) and best practices to estimate energy savings for heat pump installations.⁴⁶ For multiple-unit configurations not covered by the TRM, or for larger or custom systems, the Participating Contractor will perform custom analyses to determine savings, consistent with the approaches outlined for custom measures in the TRM. Refer to [Section 3.6](#) for more details concerning the requirements for the custom category engineering savings analysis.

Exception: All multifamily retrofit Category 2 or 3 heat pump projects shall use the Statewide Custom Clean Heat Program Savings Calculator.

3.6 Engineering Savings Analysis Requirements for Custom Categories 4, ~~4A~~^{4a} & 6

Each application shall include a detailed engineering analysis showing energy savings in net MMBtu related to the project measures. Savings may be calculated through one of the following methods:

1. Statewide Custom Clean Heat Program Savings Calculator
2. Engineering Modeling
3. Temperature Bin Analysis

Exception: In the case of ERV/~~HRVs~~^{HRV} installation measures, the latest version of the TRM Energy and Heat Recovery Measure may be used to calculate energy savings.

⁴⁶ The New York Standard Approach for Estimating Energy Savings from Energy Efficiency Programs - Residential, Multi-Family, and Commercial/Industrial, known as the Technical Resource Manual (TRM), <https://www3.dps.ny.gov/W/PSCWeb.nsf/All/72C23DECFF52920A85257F1100671BDD>

All calculations must be clear and transparent utilizing standard engineering methodologies, including a listing of source values. Energy savings analyses may be accepted in the following formats:

- Unlocked Microsoft Excel spreadsheet (PDFs not accepted) showing all equations, parameters, formulas, and assumptions used to calculate savings.
- Whole-building energy modeling using approved simulation software. ~~Approved~~The approved list of ~~modelling~~modeling software is based on current computational capabilities and familiarity of the respective utility and is therefore utility specific. Contact the respective Electric Utility for a complete list of their pre-approved software.

3.6.1 Statewide Custom Clean Heat Program Savings Calculator

The Statewide Custom Clean Heat Program Savings Calculator (Clean Heat Calculator) is an Excel-based tool that has been developed to assist Participating Contractors applying to the New York State Clean Heat Program with calculating energy savings and incentives for several different types of heat pump technologies. Refer to the [Statewide Custom Clean Heat Program Savings Calculator user guide](#) for an updated list of relevant technologies whose savings and incentives can be calculated using the Clean Heat Calculator.

The Clean Heat Calculator should be used as the default method to calculate energy savings for the above-mentioned technologies if one or more of the following statements are true:

- The project involves installing NEEP-listed cold climate central air source or mini-split units or ENERGY STAR compliant GSHPs at new construction and existing ~~multi-family~~multifamily buildings.
- Project proposes to install a mix of the above heat pump technologies. For example, project scope includes installation of both NEEP-listed mini-splits and ASVRFs.

Under certain circumstances, applicants may bypass using this calculator, opting instead to calculate savings using their own custom bin analysis or energy modeling approach.

3.6.2 Energy Modeling

Whole-building energy models shall be prepared using an approved ~~modelling~~modeling software and shall be simulated following one of the compliance paths prescribed in ASHRAE Standard 90.1. The model shall be developed using a “Stacked” parametric approach, where energy savings are modeled by starting with the proposed design model, and gradually transforming ~~it~~this analysis into the minimally code compliant baseline design by subtracting the Energy Efficiency Measures (EEMs) one-by-one in the following order:

- HVAC measure(s)
- Base load measure(s) such as lighting, process loads, plug loads, etc.
- Envelope measure(s)
- Non-interactive measures such as service water heating

If there are several EEMs of the same type, for example several HVAC EEMs, the order in which they are

modeled relative to each other is not prescribed to allow flexibility in supporting the specific project circumstances and may be determined by the ~~Modeling Entity~~entity performing the modeling based on communications with the customer. For example, if a design includes a high efficiency make-up air unit, and energy recovery is considered as a design alternative, the energy recovery EEM should be modeled (subtracted from the proposed design) first, to show the added energy savings for this option, with the unit efficiency EEM modeled (subtracted) second.

With the stacked approach, the difference between the sum of EEM savings and the total savings of the proposed design relative to the baseline is attributed entirely to the impact of components that differ between the baseline and proposed models but are not included in any EEM.

If a project involves new construction or gut rehab, review additional new construction and gut rehab criteria in [Section 3.7](#) below.

3.6.2.1 Modeling Submittals

The simulation reports with the following information for the baseline, proposed design, and each energy measure model must be included in the report appendix:

- Monthly Energy End-use Summary (such as PS-E: Energy End-Use Summary for All Meters)
- Overall annual building energy consumption including all fuels and meters (such as BEPS: Building Energy Performance Summary and BEPU: Building Utility Performance)
- Energy cost summary (such as ES-D: Energy Cost Summary)
- Information on hours when space/system loads are not met (such as BEPS/BEPU)
- System design parameters report (SV-A: System Design Parameters for HVAC)

3.6.3 Establishing Baselines

Establishing the equipment or system baseline is a necessary step in calculating energy savings for any project. This section defines the types of baselines used by the Program and the general requirements for each baseline type. Baselines will depend on the type and vintage of the facility.

3.6.3.1 Baseline Equipment Types

Equipment baselines are defined as the type of equipment that would have been installed without the influence of the program. In other words, the savings baseline should represent customer choice in absence of the Program, not optimal behavior, or policy goals.

3.6.3.1.1 Existing Facilities

For existing facilities, the baseline equipment type defaults to the existing equipment type installed. However, the customer may instead choose to select a baseline in accordance with contemporary construction practice for the area and based on an evaluation of the technology's cost effectiveness. If a baseline that differs from the existing system is selected, the applicant shall provide a separate analysis supporting its selection, showing that the baseline chosen aligns with contemporary construction standards and is cost effective from both an installation and life cycle standpoint.

3.6.3.1.2 New Construction and Gut Rehab

For all eligible new construction or gut rehab projects in the program, the default heating fuel type has been set to natural gas. This default heating baseline may be overridden if natural gas service is not available, or access is not economical in ~~their~~the project's area.

3.6.3.2 Baseline Efficiencies (except Category 4A4a) ⁴⁷

Baseline system efficiencies for all categories except Category 4A4a shall be based on minimally code compliant equipment in accordance with the latest Energy Conservation Construction Code of New York State (ECCCNYS) prescriptive code values. There are two exceptions to this requirement:

1. Project qualifies as a Special Circumstance Replacement in accordance with the TRM⁴⁸ requirements – i.e. Early Replacement or Extended Life. For Special Circumstance Replacements (Section 3.8), the existing equipment efficiency shall be used for the baseline condition in accordance with the TRM two step analysis method.
2. Projects involving new construction or gut rehab whose design demonstrates compliance with Section 406 of the latest ECCCNYS or the New York City Energy Conservation Code (NYCECC) by providing more efficient HVAC performance shall set the baseline system efficiencies to exceed the minimum code efficiency requirements by 10%.

3.6.3.3 Baseline Efficiencies - Category 4A4a

Baseline system efficiencies for:

3.6.3.3.1 Existing Facilities - Category 4A4a

The energy savings from the packaged envelope upgrades and heat pump installations are based on the existing baseline. The thermal performance of the building envelope and the efficiency of the HVAC system should reflect the current conditions found at the project. The participating contractor should provide a separate set of analyses for the envelope upgrades and heat pumps. Documentation clearly describing the existing building envelope as well as age and performance data for the existing HVAC system, such as cutsheets stipulating existing efficiency, boiler combustion tests, etc. shall be submitted for projects at existing facilities pursuing Category 4A4a incentives.

The heat pump analysis should calculate incremental energy savings related to the heat pump equipment based on the upgraded building envelope conditions.

3.6.3.3.2 New Construction and Gut Rehab – Category 4A4a

For all eligible new construction and gut rehab projects in the program, the baseline is code compliant equipment in accordance with the latest ~~Energy Conservation Construction Code of New York State (ECCCNYS)-ECCCNYS.~~

The default building envelope baseline shall be set to the ECCCNYS code minimum compliant

⁴⁷ Refer to the statewide LMI Implementation Plan for more information on baseline efficiencies for Low- to Moderate Income projects:

<http://documents.dps.ny.gov/public/MatterManagement/CaseMaster.aspx?Mattercaseno=18-M-0084>

⁴⁸ The New York State TRM can be found on the Department of Public Service website here:

<https://www3.dps.ny.gov/W/PSCWeb.nsf/All/72C23DECFF52920A85257F1100671BDD?OpenDocument>

performance. Upon final incentive payment, the participating contractor should provide a Department of Buildings (“DOB”) or Authority Having Jurisdiction (“AHJ”) -approved set to confirm the building envelope baseline.

The default heating fuel type has been set to natural gas at the minimum ECCCNY code efficiency. This default heating baseline may be overridden if the applicant provides documentation indicating that new natural gas service is not available or access is not economical in the project’s area.

3.7 Additional Requirements for New Construction and Gut Rehab

3.7.1 New Construction and Gut Rehab Eligibility

New construction and gut rehab projects installing heat pump technologies complying with New York State Clean Heat Program requirements are eligible to receive incentives. Incentives will be applicable to the portions of the scope of work relating to heat pump installations. Additional requirements for new construction projects are outlined in this section.

Eligibility for new construction and gut rehab projects using trade-offs will be determined on a case-by-case basis.

Please note: New construction and gut rehab Multifamily projects that elect to install Central ccASHPs, MSHPs, or GSHPs will be incentivized at the Category 4: *Custom Space Heating Applications* incentive rate.

3.7.2 Energy Code Compliance

New construction and gut rehab projects must demonstrate minimum compliance with the 2020 applicable Energy Code in one of the following ways:

- **Prescriptive:** Each discrete component complies with specific requirements
- **Component Performance Alternative:** Prescriptive approach that allows trade-offs between some components (some can be below code if others are above)
- **Total Building Performance:** Using an energy model, show the entire building’s compliance with code. With this method, performance trade-offs are allowed, meaning that some components in the proposed design may be less efficient than the minimally code-compliant like component in the baseline. In these instances, a trade-off must be made to “make up” for a component that does not comply with code. For example, a building owner might choose to install a larger, more energy efficient heat pump system to “make up” for putting in more window area than allowed by the code.

If trade-offs are taken, provide a side-by-side comparison table between proposed and baseline identifying the areas where trade-offs are made (i.e., building or system elements that do not comply with the prescriptive requirements of the code, elements exceeding requirements, and building elements or systems modeled to provide additional energy savings to offset the non-complying elements).

Projects that follow the total building performance path and whose design includes trade-offs must set their savings baselines in accordance with minimally code compliant ECCCNY prescriptive code values.

While energy models created per Appendix G or Section 11 of ASHRAE 90.1 may be used for program eligibility, the Appendix G or Section 11 baselines are not intended to serve as the basis from which to calculate savings, (i.e., the savings baseline).

3.7.3 New Construction and Gut Rehab Energy Savings Analysis

New construction and gut rehab projects that follow a prescriptive approach, preparing ~~either a~~ COMcheck or Tabular (or similar) analysis to demonstrate energy code compliance, may opt to submit an energy analysis using Excel calculations or a whole building energy model. Modeling methodology is discussed in [Section 3.6.2](#).

When a “Total Building Performance” compliance path is followed because trade-offs are taken, the applicant shall submit a whole building energy model for review. Excel calculations will not be accepted.

3.8 Special Circumstance Replacements

Projects may qualify for special circumstance replacement if they meet the criteria specified below. Special circumstance replacement does not change or impact the incentive category for a project. Qualifying for special circumstance replacement may affect the project baseline, which affects the energy savings calculated for yourthe project. Consequently, qualifying for this type of replacement may have an indirect benefit to projects whose incentive rates are calculated on a \$/MMBtu saved basis in accordance with Category 4 and Category 6.

Only projects in existing buildings can be eligible for Special Circumstance. New Construction and gut rehab projects do not qualify for special circumstance replacement.

3.8.1 Early Replacement Projects

For existing cooling and/or heating equipment to be eligible for early replacement under the Program:

1. Proposed work must involve a retrofit or substantial improvement to an existing facility.
2. The savings baseline for calculating energy savings must be based on the existing heating and/or cooling equipment type installed at the facility. Savings baselines that do not default to the existing equipment type, but instead are selected based on the most cost-effective technology installed in the absence of the program, are not eligible for early replacement.
3. At the time of application to the Program, the existing equipment cannot exceed its Effective Useful Life (EUL) and should have at least one year of its EUL remaining (Refer to Appendix P in the latest version of the TRM for EUL for various heating/cooling equipment).
4. The existing equipment must be fully functioning.

A facility’s existing cooling and heating systems shall be evaluated separately against the criteria noted above to determine whether each individually qualifies for early replacement. It is noted that one or both systems may be eligible.

3.8.2 Required Project Documentation

The minimum documentation required for all early replacement projects ~~are~~is listed below. These requirements are in addition to the requirements listed in the NYS Clean Heat Program Manual and any applicable supplementary guidelines issued for the proposed energy conservation measures.

- Cooling/heating capacity of the existing equipment:

- Supported by manufacturer's equipment data sheets or industry standard performance testing results for existing equipment
- Supported by manufacturer's equipment data sheets or AHRI certificate
- Age of the existing equipment:
 - Original invoice, bill of sale, construction permit, service log, or nameplate date

3.8.3 Extended Life Projects

For existing cooling and/or heating equipment to be eligible for extended life replacement under the Program:

1. Proposed work must involve a retrofit or substantial improvement to an existing facility.
2. The savings baseline for calculating energy savings must be based on the existing heating and/or cooling equipment type installed at the facility. Savings baselines that do not default to the existing equipment type, but instead are selected based on the most cost-effective technology installed in the absence of the program, are not eligible for extended life replacement.
3. At the time of application, existing cooling and/or heating equipment must exceed its Effective Useful Life (EUL) by at least 25% (Refer to Appendix P in the latest version of the TRM for EUL for various heating/cooling equipment)
 - For cases in which the age of the existing equipment cannot be determined relative to 125%, the Energy Use Rule may be considered for eligibility; existing equipment energy consumption must exceed that of the new high efficiency model by at least 35% for chillers, and 20% for all other HVAC types to do the same amount of work.
 - If the equipment is determined to be less than 125% of its EUL, ~~it's~~it is not eligible for special circumstance extended life treatment regardless of consumption or any other factor.
4. There must be a history of significant repair or replacement with existing equipment.
5. Existing equipment must be fully functioning.

A facility's existing cooling and heating systems shall be evaluated separately against the criteria noted above to determine whether each individually qualifies for extended life replacement. It is noted that one or both systems may be eligible.

3.8.4 Required Project Documentation

The minimum documentation required for all extended life replacement projects ~~are~~is listed below. These requirements are in addition to the requirements listed in the NYS Clean Heat Program Manual and any applicable supplementary guidelines issued for the proposed energy conservation measures.

1. Cooling/heating capacity and performance of the existing equipment:
 - Supported by manufacturer's equipment data sheets or industry standard performance testing results for existing equipment
 - Supported by manufacturer's equipment data sheets or AHRI certificate
2. Age of the existing equipment
 - Supported by original invoice, bill of sale, construction permit, service log, or nameplate date
3. Actual repair cost, including component replacement for at least the past 3 years
 - Supported by invoices or proof of payment

- Total repair cost must be added and summarized in a document

3.8.5 Special Circumstance Savings Baselines

Efficiencies for existing heating and/or cooling equipment that ~~qualify~~qualifies for early replacement or extended life shall be based on the existing equipment's efficiency, in lieu of minimally code compliant equipment.

Efficiencies for eligible equipment may be de-rated in accordance with actual measured equipment efficiency; in accordance with the National Renewable Energy Lab (NREL) degradation rates⁴⁹ over the course of the equipment's age, or in accordance with alternative guidance provided by the program, up to a maximum de-rated value of 70% of the original manufacturer's given efficiency.

Efficiencies for heating and/or cooling equipment that do not meet early replacement eligibility criteria shall be based on minimally code compliant equipment.

⁴⁹ <https://www.nrel.gov/docs/fy06osti/38238.pdf>

4. Participating in the Program

Customers who would like to have a heat pump system installed in their home or property can learn more about the different technologies and look for an approved Participating Contractor by visiting <https://cleanheat.ny.gov/>.

4.1 Prescriptive and Custom Heat Pump Project Installations

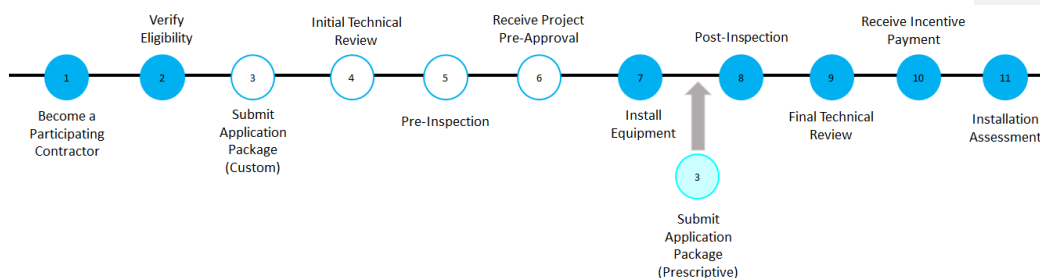
Multifamily and C&I customers seeking incentives under Category 4 *Custom Space Heating Applications* and Category 6 *Custom Hot Water Heating Applications* may choose to be the applicant by submitting an incentive application to the Program directly. The direct applicant must work with a Participating Contractor in accordance with the program rules and requirements of the Program.







Projects submitted to the Clean Heat Program will follow the ~~below~~ general process outlined below. Steps are dependent on whether project measures fall under prescriptive incentive categories or custom incentive categories:

Incentive Category Type	Category
Prescriptive	Categories 1, 2, 3, 5, 7, 8, and 9
Custom	Categories 4, 4A4a and 6

Incentive applications qualifying for prescriptive category incentives may be submitted within 60 days after the installation is complete. An exception to this is for prescriptive category incentive applications submitted to either the Con Edison ~~Multifamily~~, Small-Medium Business, or Commercial Industrial Programs, which **must** be submitted for preapproval prior to installing the proposed energy conservation measures. ~~Similarly, all Multifamily Category 2 or 3 heat pump retrofit projects, regardless of Electric Utility Program, shall also follow the Custom Incentive submission process (see below).~~

Applications qualifying for custom category incentives or projects that include a combination of prescriptive and custom incentive category measures **must** be submitted prior to installing the proposed energy conservation measures. In the case of Category 4 *Custom Space Heating Applications* GSHP systems, incentive applications will not be accepted if construction of the loop field for such project has begun before the Electric Utilities send the Participating Contractor and/or customer an approval notice.



 Applies to all Projects	 Applies to Prescriptive Incentive Category Projects Only (Categories 1, 3, 5, 7, 8, 9)	 Applies to Custom Incentive Category Projects Only (Categories 4, 4A and 6)
 Applies to all Projects	 Applies to Prescriptive Incentive Category Projects Only (Categories 1, 3, 5, 7, 8, 9)	 Applies to Custom Incentive Category Projects Only (Categories 4, 4A and 6)

Step 1. Become a Participating Contractor

To participate in this Program, ASHP installers, ASHP designers, GSHP installers, GSHP designers, and GSHP drillers⁵⁰ must first become Participating Contractors in the NYS Clean Heat Participating Contractor Network.

Note: Each GSHP loop field installation must be completed by a participating driller, but participating drillers are not eligible to apply for or receive incentives under this Program. Additionally, contractors installing only HPWH do not need a Participating Contractor to submit an incentive application on behalf of a customer.

To become a Participating Contractor, installers, designers, and drillers must first complete and submit a NYS Clean Heat Participating Contractor Application and Contractor Participation Agreement via the NYS Clean Heat Contractor Management Portal. Applicants will complete and submit a single statewide Participating Contractor Application, a separate signed Contractor Participation Agreement for each Electric Utility applied for⁵¹ and all required supporting documentation (including a W-9) listed in the "Participating Contractor Requirements" section to NYSCleanHeat@icf.com. These documents and detailed Detailed enrollment instructions can be found at <http://saveenergy.ny.gov/nyscleanheat>.

On the Participating Contractor Application, contractors must indicate the utility service territory(ies) in which they plan to submit incentive applications. They must also indicate contractor type: ASHP Installer, ASHP Designer, GSHP Installer, GSHP Designer <300,000 Btu/h system heating capacity, GSHP Designer ≥300,000 Btu/h system heating capacity, GSHP Driller, GSHP Direct Exchange (DX) Contractor, or any combination of the above. Contractors must be approved for each specific contractor type by the Electric Utilities.

~~A final step in becoming a Participating Contractor is to complete, sign and submit a NYSEDA Participation Agreement also found at <http://saveenergy.ny.gov/nyscleanheat>. This will provide the Participating Contractor with the ability to offer residential financing (see Section 2.3 Green Jobs – Green New York Financing) to their customers as well as access NYSEDA Cooperative Advertising cost-share incentives. Additionally, all Participating Contractors will be listed separately on the NYS Clean Heat Contractor Reference web page <http://saveenergy.ny.gov/nyscleanheat> searchable by type of contractor as well as servicing utility and county.~~

The Electric Utilities ~~and NYSEDA~~ will review all applications, agreements and supporting documentation and determine ~~if whether~~ the contractor is accepted into the NYS Clean Heat Participating Contractor Network. Upon acceptance into the network, the Participating Contractor will receive approval notification emails and be eligible to apply for incentives in the program (except for participating drillers). Incentive applications can be found on each Electric Utility's website as well as the

⁵⁰ GSHP Drillers must also be approved by the Electric Utilities through this process to become "participating drillers," but only participating installers and designers may submit ~~rebate incentive~~ applications.

⁵¹ ~~The Electric Utilities are working towards a single statewide Contractor Participation Agreement and any updates to the required documents and process will be noted on the Contractor Reference webpage.~~

NYS Clean Heat ~~Contractor Reference web page~~Resources webpage
<https://saveenergy.ny.gov/NYScleanheat/resources/>.

All Participating Contractors will be listed separately on the list of NYS Clean Heat Program Participating Contractors, searchable by type of contractor as well as servicing utility and county. Participating Contractors can offer residential financing to their customers – see Section 2.3 Green Jobs – Green New York Financing for additional details including links to enrollment instructions.

New Participating Contractors (except participating drillers) are initially granted ~~provisional~~Provisional status until the successful completion and field assessment of three projects. New participating drillers approved by the Electric Utilities are immediately granted ~~full~~Full status. If the contractor is not approved by ~~the~~ Electric Utilities, the opportunity to ~~re-apply~~reapply is an option. A contractor can also opt out of the program at any time. More information on participation status be found in [Section 6](#).

Information on the requirements and qualifications for the application—to become a Participating Contractor (~~or~~ installer, designer, or driller)—can be found in the following section of this Program Manual.

Participating Contractor Requirements

Air Source Heat Pump Contractors

ASHP installers and designers seeking to become Participating Contractors must complete and submit ~~to one of the Electric Utilities at the~~ single NYS Clean Heat Program Participating Contractor Application ~~and, which includes~~ a separate ~~signed~~ Contractor Participation Agreement for each Electric Utility in whose territory they plan to submit incentive applications. ~~These documents are available on the NYS Clean Heat Contractor Reference web page <http://saveenergy.ny.gov/nyscleanheat>.~~

The application must include the following corresponding ASHP installer / ASHP designer designation supporting documents:

- ASHP installer only—: A copy of the [U.S. Environmental Protection Agency Section 608 Technician Certification](#) that is appropriate for the size of the system being installed-
- ASHP installer only—: ASHP Manufacturer-sponsored Installation Training Certificate or comparable proof of training completion documentation covering the following areas:
 - Condensate Management
 - Controls
 - Electrical Wiring
 - Evacuation and Charging
 - Field Settings
 - Piping and Charging
 - Product Introduction
 - R-410A and PVE Oil
 - System Start-Up
 - Tools

- Troubleshooting
- Unit Location Considerations
- ASHP installer only—: ASHP Manufacturer-sponsored ~~Cold Climate Air Source Heat Pump Sizing and Design Training~~ Cold Climate Air Source Heat Pump Sizing and Design Training Certificate or comparable proof of training completion documentation⁵² covering the following curriculum areas:
 - Basic Principles of Heat Pump Operation and Energy ~~use~~Use
 - Using Load Calculations
 - System Sizing and Specification
 - System Design Options
 - Thermostats and Controls
 - Recommended Practice Design Examples
- ASHP installer and ASHP designer—: A certificate of insurance satisfying the requirements outlined in each of the Electric Utilities' Contractor Participation Agreement is also required.
- ASHP installer and ASHP designer—: Participating Contractors are required to review and use the [*NEEP Guide to Sizing and Selecting Air-Source Heat Pumps in Cold Climates*](#).
- ASHP designer only—: One of the following:
 - An active NYS Professional Engineering license
 - An active NYS Registered Architect license

Ground Source Heat Pump Contractors

Installer Credentials: A GSHP installer seeking to become a Participating Contractor must complete and submit ~~to one of the Electric Utilities, at the~~ single Participating Contractor Application ~~and, which includes~~ a separate ~~signed~~ Contractor Participation Agreement⁵³ for each Electric Utility in whose territory they plan to submit incentive applications.

The application must include the following supporting documents:

- A copy of a current (and in good standing) International Ground-Source Heat Pump Association ("IGSHPA") accredited installer certificate;
- A certificate of insurance satisfying the requirements outlined in each Electric Utilities' Contractor Participation Agreement; ~~and~~

The above-mentioned documents can be found ~~at~~ on the NYS Clean Heat ~~Contractor Reference web page~~Resources webpage <http://saveenergy.ny.gov/nyscleanheat>.

Designer Credentials

⁵² All new ASHP installers seeking to become Participating Contractors must include this documentation.

⁵³ ~~The Electric Utilities are working towards a single statewide Contractor Participation Agreement and any updates to the required documents and process will be noted on the Contractor Reference webpage.~~

Category 3 GSHP: Full Load Heating Incentive Systems: A designer seeking to become a Participating Contractor for GSHP systems ~~qualifying that qualify~~ for the Category 3 *GSHP: Full Load Heating Incentive* must complete and submit ~~to one of the Electric Utilities, at the~~ single Participating Contractor Application ~~and a signed, which includes a separate~~ Contractor Participation Agreement⁵⁴, for each Electric Utility in whose territory they plan to submit incentive applications. Additional required documents include a copy of either a current (and in good standing) IGSHPA accredited installer certificate or an active Certified GeoExchange Designer ("CGD") certificate from the Association of Energy Engineers ~~(("AEE"/))~~ IGSHPA. Additionally, a certificate of insurance satisfying the requirements outlined in each Electric Utilities' Contractor Participation Agreement must be provided. The above-mentioned documents can be found on the NYS Clean Heat ~~Contractor Reference web page~~ Resources webpage <http://saveenergy.ny.gov/nyscleanheat>.

Category 4 Custom Space Heating Applications GSHP Systems: A designer seeking to become a Participating Contractor for GSHP systems with three-phase heat pump equipment or with total system heating capacity $\geq 300,000$ Btu/h, ~~qualifying that qualify~~ for the Category 4 *Custom Space Heating Applications*, must complete and submit ~~to one of the Electric Utilities at the~~ single Participating Contractor Application ~~and a signed, which includes a separate~~ Contractor Participation Agreement⁵⁵ for each Electric Utility in whose territory they plan to submit incentive applications. Additional required documentation includes a certificate of insurance satisfying the requirements outlined in each Electric Utilities' Contractor Participation Agreement. The above-mentioned documents can be found on the NYS Clean Heat ~~Contractor Reference web page~~ Resources webpage <http://saveenergy.ny.gov/nyscleanheat>.

The application must include one ~~of~~ the following supporting documents:

- An active ~~Certified GeoExchange Designer ("CGD")~~ certificate from ~~the Association of Energy Engineers (AEE)/~~ IGSHPA
- An active NYS Professional Engineering license
- An active NYS Registered Architect license

Designers must have an active CGD certificate from ~~the Association of Energy Engineers (AEE)/~~ IGSHPA to be promoted to ~~full~~ Full status.

Driller Credentials

Vertical Loop Field Drillers: Drillers seeking to become Participating Contractors (not eligible to receive incentives) must complete and submit ~~to one of the Electric Utilities at the~~ single Participating Contractor Application ~~and, which includes~~ a separate ~~signed~~ Contractor Participation Agreement for each Electric Utility in whose territory they wish to submit incentive applications. The above-mentioned documents can be found on the NYS Clean Heat ~~Contractor Reference web page~~ Resources webpage <http://saveenergy.ny.gov/nyscleanheat>.

The application must include one of the following supporting documents:

- Active registration (in good standing) and certification for open-loop geothermal well

⁵⁴ ~~The Electric Utilities are working towards a single statewide Contractor Participation Agreement and any updates to the required documents and process will be noted on the Contractor Reference webpage.~~

⁵⁵ ~~The Electric Utilities are working towards a single statewide Contractor Participation Agreement and any updates to the required documents and process will be noted on the Contractor Reference webpage.~~

drilling by the NYS Department of Environmental Conservation

- National Ground Water Association Certified Vertical Closed-Loop Driller (CVCLD) certificate

Direct Exchange (DX) Requirements: Since there are currently no available industry trainings or certifications, designers, installers, and drillers seeking to become Participating Contractors must submit a training certificate from a DX Ground Source Heat Pump manufacturer. The NY Electric Utilities reserve the right to review the training curriculum provided.

Additional Participation Qualifications:

Additional consideration will be given to applicants who also submit additional documentation verifying completion of training programs, including the following:

- Ground-loop designer
 - CGD
 - Geology or engineering degree (BS or higher)
 - Heat pump manufacturer/distributor training
- HVAC system designer
 - HVAC excellence residential heat load analyst
 - NYS licensed PE with a focus in mechanical engineering
 - Heat pump manufacturer/distributor training
- Heat pump/mechanical installer
 - North American Technician Excellence (“NATE”) ground source heat pump loop installer
 - NYS licensed PE with a focus in mechanical engineering
 - Heat pump manufacturer/distributor training
- Distributions system installer
 - HVAC excellence duct and envelope testing
 - Plumbing license (hot water pipes)

Heat Pump Water Heater Contractors

Installing Category 5: HPWH (Storage Tank capacity up to 120 gal)

~~Contractors installing HPWHs are not required to submit a Participating Contractor Application or a Contractor Participation Agreement to be eligible to receive incentives under this program. Contractors installing a HPWH are required to be a NYS Licensed Contractor.~~

~~Similarly, HPWH designers are not required to submit a Participating Contractor Application or a Contractor Participation Agreement to be eligible to receive incentives under this program. However, they are required to have active NYS Professional Engineering Licenses.~~

~~Site owners may install their own HPWH and apply for an incentive independently.~~

Installing Category 6: HPWH (Storage greater than 120 gal)

Contractors installing HPWHs are not required to submit a Participating Contractor Application or a Contractor Participation Agreement to be eligible to receive incentives under this program. Contractors installing a HPWH are required to be a NYS Licensed Contractor.

Site owners may install their own HPWH and apply for an incentive independently. Similarly, HPWH designers are not required to submit a Participating Contractor Application or a Contractor Participation Agreement to be eligible to receive incentives under this program. However, they are required to have active NYS Professional Engineering Licenses.

All applicable codes and standards must be followed.

Installing Category 6: HPWH (Tank capacity greater than 120 gal)

Contractors installing HPWHs are not required to submit a Participating Contractor Application or a Contractor Participation Agreement to be eligible to receive incentives under this program. Contractors installing a HPWH are required to have applicable licenses and comply with applicable codes and standards.

Step 2. Confirm Project Eligibility

Prior to submission of an incentive application, the Participating Contractor or applicant shall confirm that the customer, site, proposed measures, and contractors qualify for the program as specified in the listed Eligibility Requirements (see [Section 3](#)).

Step 3. Submit Application Package

To apply for an incentive, the applicant (Participating Contractor and/or customer) must submit the incentive application and associated documents to their respective Electric Utility based on directions on the application. Note that these are general requirements applying to all clean heat projects. Additional utility-specific incentive application program requirements may apply. Contact the respective Electric Utility for all utility-specific program requirements.

Beginning March 1, 2022, incentive applications ~~from~~for projects qualifying for prescriptive category incentives will be due no later than 60 days after ~~eligible~~the eligible heat pump system is commissioned.

Documentation Requirements – All Projects

~~At minimum, all~~All projects are required to submit the following documents at minimum as part of the application package:

- **Completed program application** –Participating Contractors shall receive log-in credentials for online ~~rebate~~incentive applications from each Electric Utility whose service territory they work within, as well as to get access to PDF applications for large or custom projects, as required by each Electric Utility. PDF application forms for large or custom projects shall also be posted ~~at~~on the NYS Clean Heat resource siteResources webpage for download by Participating Contractors or project owner Applicants.

- **Cutsheets for Proposed Equipment** – Specific model(s), serial numbers, and product ratings being used in the project must be highlighted on the cutsheets before submission.
- **Cost Estimate for Proposed Work** – Installation cost for the proposed measures. Labor and material costs shall be presented separately, and costs shall be limited to the equipment cost and labor cost. Other costs such as taxes, internal labor costs, shipping, administrative costs, or similar costs will not be included with total project cost when calculating incentive caps. If the project is being submitted post construction, these costs shall be the actual itemized as-built costs, supported by invoices.
- **Load Calculations** – Latest Heating and Cooling Load Calculations showing that the heat pump system design and appliance selection has been performed in accordance with ACCA Manual J, ANSI/ASHRAE/ACCA Standard 183-2007 (RA2017) or other code-approved equivalent computational procedure depending on building type. Load calculations should be submitted in PDF format, unless otherwise requested.
- **Photo Submission** – For prescriptive incentive category projects, except for Con Edison Multifamily, Small-Medium Business, or Commercial Industrial Programs or any eligible Category 2 and 3 multifamily retrofits, system installation and nameplate photos shall be submitted to verify proper install of listed equipment.

Additional Documentation Requirements – Custom Incentive Category Projects

- **NYS Custom Clean Heat Incentive Application**
- **Detailed Scope of Work** – A detailed scope of work that specifies all equipment related to the proposed measure ~~and~~, includes a description of the existing system operation (if applicable) ~~),~~ and provides the following additional details:
 - ~~Provide~~Provides a description of existing heating and cooling systems and building envelope, or in the case of new construction and gut rehab, counterfactual heating, cooling, and building envelope baselines.
 - ~~Describe~~Describes the extent of work and ~~indicate~~indicates whether the scope involves new construction, gut rehab, or upgrades at an existing facility (retrofit or substantial renovation). Description should specify building type and the floors or building areas impacted by the project. Include whether any other measures are being installed to contribute to additional heating or cooling relief, such as building envelope upgrades (e.g., weatherization, sealing, insulation, etc.).
 - ~~Specify~~Specifies the type of heat pump technology being proposed for installation, quantity of new units, and proposed system application (e.g., domestic hot water heating, space heating and cooling). ~~Specify~~Specifies whether equipment is ducted or ductless.
 - ~~Provide~~Provides design capacity, efficiencies, and proposed sequence of operations for new heat pump installation.
 - ~~Specify~~Specifies what percentage of the design heating/cooling load the new

heat pumps are proposed to accommodate. See Required Equipment Sizing for details regarding equipment sizing.

- ~~Specify~~**Specifies** whether supplemental heating, via either an existing heating system or new heating system, is required to accommodate the design heating load. If a supplemental heating system is required, provide an explanation as to the following:
 - Why additional electrification above and beyond the proposed design is not feasible
 - How a verifiable and reliable control strategy will be employed to ensure that the heat pump system is prioritized for heating
- **For New Construction and Gut Rehab:** Specify which compliance pathway (i.e., Prescriptive or Performance Path) the design follows to demonstrate compliance with the applicable 2020 energy code and whether design trade-offs have been taken.
- **Approved Department of Buildings Permit Submission:** The final approved Authority Having Jurisdiction (AHJ) permit submission including EN-drawings and energy analysis (~~COMcheck, tabular analysis~~) must be submitted along with ~~your~~ completion paperwork. If documents are not available at the time of initial review, they may be provided as part of final review.⁵⁶
- **Savings Analysis—:** All calculations must be clear and transparent, utilizing standard engineering methodologies, including a listing of source values.

Step 4. Initial Technical Review

This step applies to projects whose measures fall under custom incentive categories.

The Electric Utilities will review the application's technical documentation for completeness to verify equipment technical eligibility, project incentive category, baseline, and assumptions used in the energy analysis to determine preliminary savings and incentives for the project.

The Electric Utilities will not approve incentive applications with missing or inaccurate information. The Electric Utilities will contact the applicant (Participating Contractor and/or customer) and request the missing and/or correct information.

Step 5. Pre-Inspection

This step applies to projects whose measures fall under custom incentive categories.

⁵⁶ Note: Specific requirement for projects submitted to the Con Edison C&I and Multifamily, and Small-to-Medium Business Clean Heat Program only

The Electric Utilities will pre-inspect the existing condition of ~~your~~the project site. To be eligible for incentives, work may not begin until this pre-inspection has been completed and a Pre-Approval has been issued.

Step 6. Receive Project Pre-Approval

This step applies to projects whose measures fall under custom incentive categories.

Once a project application has been reviewed and pre-inspection has been performed, the Electric Utility will issue an approval notification to the Participating Contractor via email that provides incentive details, including the incentive amount. This approval serves as indication that ~~the Electric Utilities strongly recommend that the Participating Contractor wait to start~~ installation of project measures may begin. The incentive offer expires in 30 days if not signed and returned to the respective Electric Utility within 30 days.

Step 7. Install Equipment

Installation of project measures shall occur ~~according to~~within the timelines listed in the following table.

Category	Existing Buildings	New Construction and Gut Rehab
1, 2, 3, 5, 7, 8, 9	12 months	24 months
4, 4A, 6	24 months	36 months

In the event of unusual delays, the Participating Contractor may request an extension of time to complete the project by submitting an email to their respective Electric Utility listed in [Section 9](#) explaining the reason for the delay. Extensions may be granted or denied at the Electric Utilities' discretion.

Upon project completion, the Participating Contractor, in cooperation with the system owner and/or site owner, will submit completion paperwork. Paperwork should only be submitted after 100% of incentivized measures identified in this Program Manual are installed. The completion paperwork includes:

- Project Completion Form⁵⁷
- Final itemized invoices and receipts ~~must be submitted,~~ documenting actual material and labor costs for the measure installation. Costs shall be limited to the equipment cost and labor cost. Other costs such as taxes, internal labor costs, shipping, administrative costs, or similar costs will not be included with total project cost when calculating incentive caps.

⁵⁷ Note: Specific requirement for projects submitted to the Con Edison C&I and Multifamily, and Small-to-Medium business Clean Heat Program

- Approved Authority Having Jurisdiction (AHJ) Permit Submission, including EN-drawings and energy analysis ~~(COMcheck, Tabular, etc)~~ (required only if permit filing was not submitted as part of initial review or if subsequent changes to the permit filing have occurred).⁵⁸
- Revised load calculations (required only when revisions were made to the original load calculations) eligible to receive incentives.

Step 8. Post-Inspection

The Electric Utilities reserve the right to inspect the new condition of any site to confirm that all work was installed in accordance with the scope of work provided with the initial project application.

Step 9. Final Technical Review

The Electric Utilities will review the completion paperwork and findings from the post-inspection, revising the energy savings calculations, as necessary, to reflect as-built conditions and as-installed costs, ~~and to~~ determine the final project savings and incentive.

The Electric Utilities will not approve final incentive payments for projects with missing or inaccurate information. The Electric Utilities will consider the application incomplete and contact the applicant (Participating Contractor and/or customer) ~~and to~~ request the missing and/or correct information. Participating Contractors will be given 45 days from the date that the Electric Utilities contact the applicant with the missing information request to complete their application. If the missing and/or incorrect application is not provided within the 45 days, the incomplete application will be moved to ~~inactive~~inactive status. Participating Contractors may still reopen an inactive application after the 45 days by submitting the missing and/or corrected information without needing to resubmit the application entirely.

Once the project completion documents are submitted, if the paperwork meets all program requirements and funding remains available, the incentive application will be approved, and full payment will be sent to the applicant (Participating Contractor and/or customer).

Rejection or modification of an incentive application is at each Electric Utility's sole discretion for either of the following reasons:

- The Participating Contractor's past performance on the Joint Efficiency Providers' supported projects did not meet program requirements.
- The quality of the incentive application or responsiveness of the Participating Contractor is insufficient as determined by the respective Electric Utility.

Step 10. Receive Incentive Payment

The Electric Utilities will pay incentives to the applicant (Participating Contractor and/or customer) or to a third party, as designated ~~on~~in the completion paperwork. Each Participating Contractor may retain up to the Participating Contractor Reward amount shown in Table 3. The balance of the Total Incentive less

⁵⁸ See above

the Participating Contractor Reward must be passed on or otherwise credited to the customer in its entirety, as documented in the site owner invoice or contract. Multifamily and commercial and industrial (C&I) customers seeking incentives under Custom Categories 4, 4A, and 6 may choose to be the applicant by submitting an incentive application directly. As the applicant, the multifamily and C&I customers choosing this option must have the project installed by a participating contractor and will receive direct payment of the Total Incentive amount listed in Table 2 from the Program.

Step 11. Installation Assessment

Through participation in the program, Participating Contractors will be required to comply with a statewide QA/QC process for the purpose of ensuring quality installations. Please see [Section 5](#) for more details. Additionally, Participating Contractors may be subject to utility-specific reviews and/or assessments for the purposes of verifying program measure implementation and acquisition.

4.2 Midstream Heat Pump Water Heater Unit Installations

Step 1: Become a Participating Distributor

Heat Pump Water Heater Distributor Requirements

Distributors who wish to participate in the Clean Heat HPWH midstream distributor incentive offering are required to submit a HPWH Distributor Participation Agreement to their utility partner.

Step 2. Confirm Project Eligibility

Prior to submission of an incentive application, the Installer of a HPWH shall confirm that the customer, site, and proposed HPWH measure qualify for the program, as specified in the listed Eligibility Requirements (see Section 3).

Step 3. Install Equipment

HPWH Installers must install equipment associated with HPWH systems according to all applicable codes and standards.

Step 4: Submit HPWH applications

Documentation Requirements – HPWH Units

At minimum, all midstream HPWH Participating Distributors are required to submit the following documents as part of the application package:

- **Customer site information**
- **Lists of Installed Equipment** – Specific model, AHRI certificate number, and serial number of units sold must be provided

- **Project Cost** – Installation cost for the HPWH. Labor and material costs shall be presented separately, and costs shall be limited to the equipment cost and labor cost. Other costs such as taxes, internal labor costs, shipping, administrative costs, or similar costs will not be included with total project cost when calculating incentive caps.

Following submission, all applicable Clean Heat and midstream add-on rewards for distributors and contractors will be processed.

Step 5. Receive Incentive Payment

The Electric Utilities will pay incentives to the Participating Distributor. Each Distributor may retain up to the Distributor Reward amount shown in Table 3. The balance of the Total Incentive less the Contractor Reward must be passed on or otherwise credited to the customer in its entirety, as documented in the site owner invoice or contract.

Step 6. Installation Assessment

Through participation in the program, Participating Distributors and HPWH Installers may be subject to utility-specific reviews and/or assessments for the purposes of verifying program measure implementation and acquisition.

5. Program Compliance and Field Assessments

5.1 Compliance with Manufacturers' Installation Requirements, Laws and Codes

Under the NYS Clean Heat Program, all ASHPs, GSHPs, HPWHs, system components, and installations must comply with any and all ~~manufacturers'~~ manufacturer installation requirements and applicable laws, regulations, codes, licensing, and permit requirements, and must follow best practices for all aspects of installation, including appearance of the property.⁵⁹ These include the New York State Environmental Quality Review Act, the New York State Building Code, or New York State Residential Code, New York State Plumbing Code, New York State Mechanical Code, New York State Energy Code, the National Electric Code, Fire Codes, and all applicable state, city, town, or local ordinances or permit requirements. In the City of New York, all relevant New York City Codes and NYC Department of Environmental Protection requirements apply.

5.2 Execution of Work Requirements

All equipment and accessories must be installed in a competent and professional manner.

5.3 Field Assessments Overview

The Electric Utilities will maintain program integrity through the Field Assessment⁶⁰ ~~process-consisting,~~ which consists of routine and systematic assessment activities to support quality installations and assure that Participating Contractors comply with program rules. The Joint Efficiency Providers developed and will maintain the NYS Clean Heat Assessment process and protocols as described in the New York State Clean Heat Statewide Heat Pump Program Quality Policies and Procedures Manual,⁶¹ ~~which will be~~ is implemented uniformly by all Electric Utilities and any representatives administering assessment activities on their behalf. These NYS Clean Heat Field Assessment activities will be supplemented by any utility-specific review or assessment of heat pumps that may be conducted for the purposes of program implementation and measure acquisition for any reason or at any time.⁶²

5.3.2 Summary of Field Assessment Process

The Field Assessment process has several components including establishment of program standards, comprehensive, technology-specific documentation requirements, and site assessments. Such

⁵⁹ Aspects such as outdoor condenser location and appearance should be clearly communicated to customers and should comply with any local requirements such as those of homeowners' associations.

⁶⁰ According to the American Society for Quality (ASQ), QA and QC, while both considered aspects of quality management, are distinctly different from each other: QA provides confidence that quality requirements will be fulfilled, whereas QC focuses on fulfilling quality requirements. Retrieved May 28, 2020, from ASQ: <https://asq.org/quality-resources/quality-assurance-vs-control/>.

⁶¹ The Clean Heat Quality Policies and Procedures document describes guidelines whereby Clean Heat projects are assessed, and outlines process for feedback and corrective action where applicable. <https://saveenergy.ny.gov/NYScleanheat/assets/pdf/Quality-Policies-Procedures.pdf>

⁶² The Clean Heat Quality Policies and Procedures document describes guidelines whereby Clean Heat projects are assessed, and outlines process for feedback and corrective action where applicable. <https://saveenergy.ny.gov/NYScleanheat/assets/pdf/Quality-Policies-Procedures.pdf>

approaches are unique to the heat pump technologies and include the review of associated contractor credentials, project-specific calculation methods, approved construction permits, accuracy of provided application data, and site assessments to assure optimal heat pump system performance.

The Field Assessment process will employ sampling methods proportionate to the likely program risk associated with each application. Specifically, a site assessment will likely occur for every project until the Participating Contractor has a proven successful track record under the incentive program, after which a sampling protocol will be followed. Projects contributing a disproportionate share of anticipated savings or employing novel solutions and custom savings estimate methods will receive the increased scrutiny to identify opportunities for improvement as soon as possible. For larger-scale projects that pursue a custom incentive and require additional engineering review, the statewide assessment process (as applicable to the project and technology) will be supplemented with any utility-specific assessments and processes.

Field Assessments will be conducted by qualified independent third-party contractors having associated expertise and using the appropriate comprehensive checklists. The checklists include the criteria established for NYS Clean Heat and for each category of technology supported under the program. Checklists are available [at on the NYS Clean Heat Resources http://saveenergy.ny.gov/nyscleanheatwebpage](http://saveenergy.ny.gov/nyscleanheatwebpage) under Standards and Field Assessments for the following technologies:

1. Air-Source Heat Pumps
2. Ground Source Heat Pumps
3. Heat Pump Water Heaters

The assessor does not inspect projects for purposes of code compliance or enforcement. Following a site assessment, the assessor will produce an Assessment Report that will document all evaluated criteria of the project and identify any nonconformances. If the assessor observes an unsafe condition associated with the installation, the contractor shall immediately inform the Electric Utility, consistent with their contractual obligations, and the utility will, in conformance with their own standard operating procedures, inform the appropriate authorities and/or conduct a lock-out disabling use of such equipment. Discrepancies identified through the Field Assessment process deemed not to endanger health and safety shall be remedied subject to program implementation rules.

5.4 Field Assessments

The purpose of Field Assessments is to provide the Electric Utility with an opportunity to verify that the heat pump system ~~was~~ installed according to all program requirements, and to assess the quality of workmanship of the heat pump installation.

The Electric Utility or its representative selects both in-progress and completed projects for Field Assessments following a rational sampling protocol with sampling rates primarily based on the Participating Contractor's current program status and whether the incentive application relates to an ASHP system, to a GSHP system, or to a HPWH. In the Field Assessment, a project is evaluated against a technology-specific checklist and assigned a score of 1-5. Full details on the Field Assessment process and scoring criteria are outlined in the Program's [Quality Policies and Procedures document](https://saveenergy.ny.gov/NYScleanheat/assets/pdf/Quality-Policies-and-Procedures-document), available on the NYS Clean Heat Resources webpage [https://saveenergy.ny.gov/NYScleanheat/assets/pdf/Quality-](https://saveenergy.ny.gov/NYScleanheat/assets/pdf/Quality-Policies-and-Procedures-document)

~~Policies Procedures.pdf.~~

Field Assessments are scheduled at the site owner's convenience. A notice of the scheduled Field Assessment is sent to both the site owner and the Participating Contractor (if approved by the site owner) approximately one week in advance. Reasonable effort will be made to accommodate the schedule of the Participating Contractor, but the schedule of the system/site owner and efficient assessment scheduling take precedence.

Following the Field Assessment, the qualified third-party assessor produces a detailed report and determines whether the project fully complies with all program requirements and meets acceptable standards of workmanship. The report is made available to the installer after the assessment, following an internal review and scoring by the Electric Utility or its representative within 15 business days from the date of the assessment. If the site owner wishes to receive a copy of the report, they may request it from their contractor or can submit a request to their respective Electric Utility.

The Electric Utility or its representative may select any completed project at any point in the future for Field Assessments based on ~~(1) site or system owner's complaints;~~ ~~(2) warranty-~~ related issues or a review of the work done by a Participating Contractor under status review or program disciplinary action; ~~and (3) or~~ for any other cause at the sole discretion of the Electric Utility or its representative.

All Participating Contractors are encouraged to perform in-house quality control of each project.

ccASHP (Categories 1 and 2, as applicable)

For contractors in ~~provisional~~ Provisional status, the Electric Utility or its representative will attempt to select up to 100% of each Participating Contractor's completed ccASHP projects or combined ccASHP/HPWH projects for Field ~~Assessments~~ Assessment. Full status Participating Contractors are subject to up to a 7.5% rate of Field Assessment overall. For Categories 2a and 2b, ~~full~~ Full status Participating Contractors are subject to up to a 7.5% and 10% rate of Field Assessment, respectively. Probationary and Suspended status Participating Contractors are subject to up to a 100% rate of Field Assessment on specific projects for cause. ~~Probationary and suspended status Participating Contractor are subject to a 30% rate of Field Assessment sampling overall and up to 100% Field Assessment sampling on specific projects for cause.~~

GSHP Systems (Category 3)

All Participating Contractors that are in ~~provisional~~ Provisional status will have up to 100% of projects selected for assessment. Based on the results of the assessments completed, the Electric Utilities may reclassify the Participating Contractor to ~~full, probationary, suspended~~ Full, Probationary, Suspended, or ~~terminated~~ Terminated status. Full status contractors and/or designers will be subject to up to a 30% assessment rate for 12 months, which will be lowered to 15% after 12 months. Probationary and ~~suspended~~ Suspended status Participating Contractors are subject to a 30% rate of Field Assessment sampling overall and up to 100% Field Assessment sampling on specific projects for cause.

Residential HPWH (Category 5)

All Category 5 Residential HPWH systems are subject to Field Assessment at a rate of 7.5%.

Custom ASHP, GSHP and HPWH Systems (Categories 4, 6, 7 and 8, as applicable)

All projects in these categories will be subject to field assessment prior to payment of incentive. These projects are also subject to pre-inspection as outlined in [Section 4](#).

5.5 Photo Assessment (ASHP & GSHP Categories 1, 2, [2a](#), [2b](#), and 3)

The Participating Contractor is required to take and retain construction photos of each project. The Electric Utility or its representative may request construction photos for ~~purposes~~the purpose of conducting a photo assessment at any time. Photo documentation shall focus on verifying compliance with program requirements and technical standards related to in-progress work such as loop field installation and must include clear indication of location and ~~ID~~identification of units. Photo documentation scores are taken into consideration, along with Field Assessment scores, when evaluating performance.

The required documentation and photos must be submitted during the application process. ~~Failure to provide a complete set of~~Incomplete applications with missing documentation ~~may result in disciplinary action.~~will not be accepted. Photos should be submitted in JPEG format or another format approved by the Electric Utility.

~~This requirement does not apply to either Category 2 or 3 multifamily heat pump retrofit projects.~~its representative.

5.6 Procedure for Handling Nonconformance and Corrective Action

The Participating Contractor is solely responsible for ensuring compliance of the heat pump system installation with all applicable laws, regulations, rules, and standards, including requirements of the local AHJ. The contractor is responsible for correcting all nonconformances identified in the assessment activities to the satisfaction of the Joint Efficiency Provider. Contractors are required to submit proof demonstrating correction of all items identified. Contractors may also be put on ~~probationary~~Probationary status, suspended, or terminated ~~from the program~~based on the results of Field Assessment activities or for otherwise violating program requirements.

The assessment report provided to the Participating Contractor will provide details of all evaluated elements of the project and list any nonconformances that were identified. The report will identify the overall score of the project for the purpose of maintaining good standing in the Participating Contractor Network and specific non-compliance issues that should be addressed.

Projects that have nonconformances related to health and safety (~~critical~~Critical) or system performance (~~major~~Major) attributes automatically fail the assessment.

When the Electric Utility or its representative seeks specific corrective action, a corrective actions table will be provided within the assessment reports. The corrective actions must be either disputed within 15 days by contacting the Electric Utility or its representative or remedied within 30 days. Sufficient evidence, such as photo documentation of remediation, must be provided to the Electric Utility or its representative documenting the completion of required actions. If ~~major~~Major or ~~critical~~Critical nonconformances are not disputed or remedied within the stated timeframe, the Electric Utilities may adjust the Participating ~~Contractor~~Contractor's status as described in [Section 6](#).

Acknowledgment and plans for preventing future problems may be requested along with the report.

While some nonconformances cannot be corrected post installation, others can be remedied through corrective action to the documentation, incentive applied to the project, or remediation of the installation or its components.

In the instance of past due or unacknowledged corrective action response forms, the ~~electric utilities~~Electric Utilities may send a Probationary Warning Notice detailing unacknowledged corrective actions and nonconformances at their discretion. Should these items remain unresolved after the specified timeframe, the Electric Utilities will adjust the Participating Contractor status as described in [Section 6](#).

The Electric Utility or its representative may, at its discretion, conduct a field verification of the remediated installation. The Electric Utility has the right to provide a copy of the Assessment report~~z~~, corrective actions table~~z~~, or specific information from the Field Assessments directly to the site owner based on health, safety, and compliance concerns.

If the assessor observes an unsafe condition associated with the installation, the contractor shall immediately inform the Electric Utility consistent with their contractual obligations and the utility will in conformance with their own standard operating procedures inform the appropriate authorities and/or conduct a lock-out disabling use of such equipment.

The Electric Utility or its representative may communicate with any site owner on any matter relevant to a project. Such communications may be in reply to an inquiry from a site owner or at the Electric Utility's initiation.

The Electric Utilities expect Participating Contractors to avoid repeating nonconformances in future projects that were identified in a prior ~~inspection~~field assessment report. Acknowledgement and plans for preventing future problems may be requested ~~along~~ with the report.

5.7 Procedure for Contesting a Score

A Participating Contractor may contest the findings of a report by emailing supporting documents and information to the utility. The request must be submitted to the utility within 15 business days of receiving the ~~inspection~~ report.

Upon review, if the utility agrees with ~~the~~ Participating Contractor, the ~~non-conformance~~nonconformance will be removed. The score may or may not change based on other ~~non-conformances~~nonconformances. If the utility agrees with the field assessment, the nonconformance will stand, and the score will remain the same.

5.8 Contractor Feedback and Training

Participating Contractor performance feedback strengthens the effects of learning and has significant, direct positive effects on performance.

Contractors will be evaluated and provided with performance feedback through the assessment report; the Joint Efficiency Providers will develop training and resources to recommend to Participating Contractors for continuous improvement. The Joint Efficiency Providers ~~will~~ also ~~will~~ work with AHJ officials to offer training ~~with the goal of increasing the~~to increase familiarity with heat pump technologies and ~~enhancing~~enhance the quality of code inspections for these new technologies.

6. Participation Status

Participating Contractors will be classified in one of the following status designations: ~~provisional, full, probationary, suspended, or terminated.~~ Provisional, Full, Probationary, Suspended, or Terminated. Each designation will be subject to limitations or requirements associated with that status. The Joint Efficiency Providers reserve the right to modify the definition, limitations, and requirements of these designations. A Participating Contractor's progression into and/or through any status designation is determined at the sole discretion of the Joint Efficiency Providers. The designation or existence of a Participating Contractor in any status category does not relieve or modify the nature or scope of such Participating Contractor's responsibilities to fulfill any of its outstanding obligations under the program including, but not limited to, those obligations owing or relating to system or site owners.

6.1 Provisional Status

All new Participating Contractors are initially classified as ~~provisional~~ Provisional and will remain as such until three successive field assessments with a passing score have been achieved. The Joint Efficiency Providers will conduct a formal evaluation for a change to ~~full~~ Full status, which will be based upon the quality and consistency of work and full compliance with program rules, including current qualifications as previously described.

Special requirements for GSHP Participating Contractors:

- Provisional installers are strongly encouraged to attend at least the first three field ~~inspections~~ assessments as it provides an opportunity to learn the field ~~inspection~~ assessment process.
- Provisional Participating Contractors will be recommended for relevant training.

6.2 Full Status

At the Joint Efficiency Providers' discretion, Participating Contractors may be placed in ~~full~~ Full status when they have:

- ~~(1) met~~ Met all program requirements for credentialing and experience and installation quality;
- ~~(2) successfully~~ Successfully completed the terms of the ~~provisional~~ Provisional period, including three consecutive successful field assessment scores and an average score of at least 3.0; ~~and~~
- ~~(3) demonstrated~~ Demonstrated quality services through past performance.

Participating Drillers are automatically deemed to have ~~full~~ Full status.

Full Participating Contractors must ~~realize~~ adhere to the following:

- Consistently deliver projects that routinely pass field ~~inspections~~ assessments
- Meet program standards in terms of timely responses to Joint Efficiency Provider communications and corrective-action requests related to field ~~inspections~~ assessments
- Take effective corrective actions to deficiencies in performance as identified by ~~NYSERDA~~ the Joint Efficiency Providers
- Maintain one of the credentialing standards referenced in [Section 4](#). Failure to satisfy this program requirement and present appropriate documentation results in an automatic downgrade to ~~probationary~~ Probationary status.

6.3 Probationary Status

Probationary status is reserved for Participating Contractors who have failed to consistently meet the requirements of the program. Probation is prescriptive in nature with both a specific list of requirements and a time frame for achieving results. Participating Contractors may be placed in

~~probationary~~**Probationary** status for any of the following reasons:

- Violation of program rules or ethical standards-
- Failure to consistently deliver completed projects ~~which that~~ pass the field assessment standard-
- Failure to take effective corrective actions on a ~~critical~~**Critical** or ~~major~~**Major** deficiency or a repeated ~~incidental or minor~~**Minor** deficiency in work quality or performance-
- Three or more corrective action notices that have not been responded to, or remain unresolved, for more than 30 days-
- A lapse in required credentials

The ~~probationary~~**Probationary** period will not be less than 30 days and will not exceed 90 days. Projects completed by a Participating Contractor on ~~probationary~~**Probationary** status may receive enhanced oversight. During the ~~probationary~~**Probationary** period, the Participating Contractor can expect the following:

- Continues to be listed on the NYS Clean Heat ~~Contractor Reference web page~~**Resources webpage** <http://saveenergy.ny.gov/nyscleanheat>.
- May continue to submit new incentive applications, subject to restrictions based upon the reason for the ~~probationary~~**Probationary** status-
- Is subject to higher inspection levels as outlined in this manual
- Must remediate all issues related to probation, as directed by the Electric Utility-
- Must submit an agreed-upon action plan in writing designed to ensure future violations are avoided-
- Must demonstrate successful results through a specified number of completed projects-
- Must be mentored on ~~its~~**the** next installation-

Upon satisfactory completion of the action plan and all remediation and upon review of ~~probationary~~**Probationary** period assessment results, the Joint Efficiency Providers will determine in their sole discretion whether to return the Participating Contractor to ~~full~~**Full** status, continue the ~~probationary~~**Probationary** period, or suspend and/or terminate the Participating Contractor from the program.

6.4 Suspended Status

Participating ~~Contractor~~**Contractors** who have failed to respond to prescriptive probation or commit ~~to~~ more serious violations of program rules will be suspended. Participating ~~Contractor~~**Contractors** may be suspended from the program in the following situations:

- Fail to adequately fulfill the terms of the ~~probationary~~**Probationary** period-
- Are placed on probation for a second time within 12 months-
- Are under investigation for (or the determination has been made) engaging in practices that put the public or program at risk-
- Have outstanding and unresolved request(s) for return of incentive payment to Electric Utility due to failure to meet program requirements-
- Have submitted any program application or incentive application documentation falsifying

- required items, including, but not limited to, permits, approvals, and site owner signatures-
- Fail to consistently deliver completed projects that pass the field ~~inspection~~assessment standard-
- Have a lapse in required credentials while on ~~probationary~~Probationary status-

During a suspension, at the request of any Joint Efficiency Provider, the Participating Contractor is restricted in the following ways:

- Will be removed from the NYS Clean Heat ~~Contractor Reference web page~~Resources webpage [http://saveenergy.ny.gov/nyscleanheat-](http://saveenergy.ny.gov/nyscleanheat)
- .
- Will not be allowed to submit new incentive applications to the program-
- Must complete any work, with system and/or site owner's consent, that was in progress at the time of suspension-
- Prohibited from being represented as a Participating Contractor except in the execution of remedial action-
- Depending on the reasons for suspension, be directed by any Electric Utility to remediate issues related to the suspension, and may be required to submit to the program, in writing, an agreed-upon action plan that is designed to ensure future violations are avoided

At the Joint Efficiency Providers' sole discretion, ~~suspended~~Suspended Participating Contractors either progress to ~~probationary~~Probationary status upon satisfactory completion of the specified remedial activities or resolution of issues related to the suspension, or they are terminated from program participation. Regardless of program status, Participating Contractors will remain responsible for fulfilling any outstanding obligations to the program or site owner.

6.5 Terminated Status

Participating Contractors who fail to respond to prescriptive and disciplinary measures or have committed serious violations of program rules may be terminated ~~from the program~~. Participating Contractors may be terminated from the program in the following situations:

- Have been on ~~suspended~~Suspended status for more than 30 days and unresponsive or failed to adequately fulfill the terms of ~~their~~ suspension
- Have had ~~their~~ credentials lapse while suspended
- Submit falsified documents or unauthorized signatures to the program
- Commit illegal actions while participating in the program
- Are convicted or have a principal who is convicted of a criminal charge that casts the program in negative light or calls the integrity or work of the Participating Contractor into question
- Are in gross violation of program standards
- Bill for measures that are not installed
- Fail to adhere to the Terms & Conditions contained within the signed Participation Agreements
- Request removal from the Program
- Fail to meet the terms of the ~~provisional~~Provisional period

Terminated Participating Contractors are prohibited from further participation. Site owners with incomplete projects will be notified of the Participating Contractor termination status. If appropriate, the Joint Efficiency Providers may notify the New York State Attorney General, the New York State Department of Labor, the Better Business Bureau, or others of their findings and decision to terminate the Participating Contractor.

The officers, directors, and owners of the terminated Participating Contractor are prohibited from

holding positions of that nature with any other Participating Contractor. Regardless of program status, Participating Contractors will remain responsible for fulfilling any outstanding obligations to the program or site owner.

6.6 Inactive Status

A Participating Contractor may be declared inactive if they have not had an approved project in the program over a 24-month period of time. They will be removed from the NYS Clean Heat ~~Contractor~~ ~~Reference web page~~ ~~Resources webpage~~ <http://saveenergy.ny.gov/nyscleanheat>, will no longer receive email notifications, ~~and will not~~ be eligible for incentives. Should they wish to participate in the future, they may reapply under the rules in place at that time.

6.7 Status Review Process

The status review process for administering ~~probationary, suspended~~ Probationary, Suspended, or ~~terminated~~ Terminated status is as follows:

- Electric Utility will provide written notice of at least 10 business days of its intention to act. The notice will outline the specifics for disciplinary action along with supporting documentation for the proposed action.
- During this period, the Participating Contractor will have an opportunity to dispute the program violation notification.
- If the Participating Contractor fails to respond to the Electric Utility prior to the end of the notice period, the stated disciplinary action will go into effect without further notice.
- The Electric Utility will promptly review any request for an appeal of the decision received before the end of the notice period.
- The Electric Utility will confirm, reverse, or place its action on hold based upon a review of all information received within 10 business days of receipt.
- Intended and final action letters will be sent via email and U.S. mail. The notice period commences on the date of the email from the Electric Utility.

The Joint Efficiency Providers reserve the right to shorten these notice periods or take immediate action in the event of an emergency, as determined by the Electric Utility.

When a Participating Contractor fails to consistently complete projects that pass Field Assessments or fails to respond to or remedy failed ~~inspections~~ assessments, the Electric Utilities may review their status in the Program and take further action.

A Participating Contractor may be moved to ~~probation~~ Probationary or ~~suspended~~ Suspended status, in which specific results and a timeline for demonstrating those results will be prescribed and monitored. The Participating Contractor may be terminated from the ~~Program~~ program at any time if determined necessary.

7. Recommended Program Guidelines

In addition, the following is a summary of optional, but strongly recommended, program guidelines, and installation, and design practices that the Joint Efficiency Providers encourage all Participating Contractor to follow:

- Participating Contractors who submit custom projects should wait to start installation until after the respective Electric Utility has reviewed the application and notified the Participating Contractor whether the incentive application has been approved or rejected.
- Participating Contractors should encourage site and system owners to work with their respective Electric Utility to assess and implement energy efficiency opportunities related to building envelope and HVAC distribution before or in coordination with installing a heat pump system.
- Test boreholes are recommended for GSHP projects with system capacities between 135,000 Btu/h and 300,000 Btu/h.
- The Electric Utilities strongly recommend that Category 4 *Custom Space Heating Applications* systems include a performance monitoring system.
- Installers, designers, and drillers seeking to become Participating Contractors should submit any additional training and certification documentation, beyond the required documentation that would help bolster their credentials.
- The Electric Utilities recommend that, for projects that install heat pump systems to operate in combination with existing heating systems, the Participating Contractor install an integrated multi-stage control, in order to reduce backup heat from the existing system and emphasize heat pump operation. If an integrated multi-stage control is not available, the Participating Contractor should advise the site owner on the effective use of two thermostats to optimize heat pump system use.

8. General Information

8.1 Waiver

The purpose of these requirements is to ensure that [electric](#) heat pump systems installed under this Program are high-performing, high-quality installations that are used for space heating or hot water heating, which is critical to enabling market growth. However, the Electric Utilities encourage innovation in design and installation practices that improve performance and lower costs. If a Participating Contractor can substantiate that a deviation from a specific requirement will maintain or improve performance at a similar or lower cost, the Electric Utilities will consider granting a waiver to that specific requirement.

8.2 Logo Use Disclaimer

Participating Contractors are not permitted to use, reproduce, or otherwise publish any of the Electric Utilities' or NYSERDA's logos. Contractors are permitted and encouraged to use the "NYS Clean Heat" name.

There are very strict policies regarding use of the Electric Utilities' and NYSERDA's logos. There are very few companies that are eligible to use a version of the Electric Utilities' or NYSERDA's logo on their marketing materials or for any other purpose. For these purposes, please contact the Electric Utilities or NYSERDA directly at the contact information in [Section 9](#).

9. Contact Information

NYS Clean Heat Contractor ~~Reference~~Resources Webpage:

<https://saveenergy.ny.gov/NYScleanheat/>

Submit questions by email to:

Central Hudson:

Ray Cotto
Associate Energy Efficiency Program Manager
85 Civic Center Plaza
Poughkeepsie, NY 12601
Telephone: (845) 486-5750
Email: RCotto@cenhud.com

Con Edison:

~~Steven Coulter~~
Toby Hyde
Program Manager, Clean Heat
Telephone: ~~(646) 899-1917~~ 917) 565-6911
Email: ~~coulters@coned.com~~
Email: hydet@coned.com

Daniel Krupa
Sr. Specialist, Clean Heat
Telephone: (212) 460-2831
Email: krupad@coned.com

National Grid:

Jennifer Cross
~~Senior Lead~~ Program Manager
1125 Broadway
Albany, NY 12204
Telephone: (518) 433-5034
Email: Jennifer.Cross@Nationalgrid.com

Mark Bremer
Senior Analyst
300 Erie Blvd. West
Syracuse, NY 13202
Telephone: (315) 440-1770

Email: Mark.Bremer@nationalgrid.com

NYSEG/RGERG&E:

Nicole Williams
Program Manager, Conservation and Load Management
18 Link Drive, Binghamton, NY 13905
Telephone: (585) 484-6592
Email: Nicole.williams@nyseg.com

NYSERDA

William Xia
Assistant Director, Clean Heating and Cooling
Telephone: ~~212-971-5342 x 3132~~ 332-323-8368
Email: William.Xia@nyserda.ny.gov

Orange & Rockland:

Mark Maloney
Program Administrator
Telephone: (845) 577-2368
Email: maloneym@oru.com

Statewide Program-Related Inquiries:

nyscleanheat@ceadvisors.com

Statewide Participation- or Project-Related Inquiries:

nyscleanheat@icf.com
844-212-7823

10. Appendix 1: NYS Clean Heat Program - Glossary of Terms

This glossary provides definitions of key terms used in the NYS Clean Heat Implementation Plan and Program Manual.

Air-Conditioning, Heating, and Refrigeration Institute (AHRI): A trade association representing manufacturers of heating, ventilation, air-conditioning, refrigeration, and water heating equipment. AHRI provides the database of equipment performance specifications, which is used in this program to determine the ~~rebate~~incentive amount.

Air Source Heat Pump (ASHP): An HVAC system that provides space heating using electricity through vapor-compression refrigeration cycle. An ASHP extracts heat from outdoor air and transfers the extracted heat into the conditioned spaces via various means. ASHPs are also used to provide space cooling by reversing the cycle to extract heat from a building and transfer the heat to the outside air.

Btu/h: Unit of thermal power capacity that represents one British Thermal Unit (Btu) of energy transferred per hour.

Building Cooling Load (BCL): Building total sensible and latent heat gain in British Thermal Units per hour (Btu/h). For residential buildings, BCL shall be calculated using ACCA Manual J or another code-approved methodology. For commercial buildings, BHL shall be calculated following ANSI/ASHRAE/ACCA Standard 183-2007 (RA2017), or other code-approved equivalent computational procedure. Calculation of the building's design cooling load shall be at the 1% dry bulb cooling design temperature for the most relevant ASHRAE 2017 location.

Building Equivalent Full Load Hours (BEFLH): is used for the estimation of heating and cooling savings from heat pump systems, based on building type and location. It represents the equivalent full load operating hours for HVAC equipment based on 1% design temperature, TMY3 weather data, and the design heating load. The New York Technical Resource Manual employs the following vintage categories for determining BEFLH in residential buildings:⁶³

- Old, poorly insulated Built prior to 1940, uninsulated masonry buildings ~~constructed before,~~ referred to as "Pre-War uninsulated brick." This category is used only for full load heating hours for multifamily low-rise and high-rise buildings.
- Built prior to 1979, before the ~~NY State~~ Energy Conservation Construction Code of New York State (ECCCNYS) went into effect. This vintage is referred to as "Old" in the ~~"old"~~ vintage Appendix G EFLH tables for single family detached buildings, and "Prior to 1979" in the EFLH tables for low-rise and high-rise multifamily buildings.
- ~~Existing, average insulated buildings~~ Built from 1979 through 2006, with insulation conforming to the 1980s era building codes. (1979 ECCCNYS). This vintage is referred to as "Average" in the ~~"average" vintage, covering~~ Appendix G EFLH tables for single family detached buildings, and "From 1979 through 2006" in the EFLH tables for low-rise and high-rise multifamily buildings constructed from 1979 to 2006.

⁶³ New York State Standard Approach for Estimating Energy Savings from Energy Efficiency Programs, Appendix G, See NYS TRM V9.pdf

- NewBuilt from 2007 through the present, new construction conforming to the 2007 Energy Conservation Construction Code of New York State (ECCCNYS) for residential buildings, and the New York City Energy Conservation Code (if applicable). This vintage is referred to as the “new” vintage, and covers “New” in the Appendix G EFLH tables for single family detached building, and “From 2007 through the present” in the EFLH tables for low-rise and high-rise multifamily buildings constructed from 2007 to present. Appendix G also provides EFLH tables for selected small and large commercial buildings; however, for these building types, EFLH values are the same across all building vintages.

• **Building Heating Load (BHL):** Building heat loss in British Thermal Units per hour (Btu/h). For residential buildings, BHL shall be calculated using ACCA Manual J or another code-approved methodology. For commercial buildings, BHL shall be calculated following ANSI/ASHRAE/ACCA Standard 183-2007(RA2017), or other code-approved equivalent computational procedure. Calculation of the building’s design heating load shall be at the 99% dry bulb heating design temperature for the most relevant ASHRAE 2017 location.

Central ASHP: An ASHP system that is typically sized to provide heating and cooling to the whole building through an air duct distribution system.

Coefficient of performance (COP): COP is the ratio of work or useful energy output of a system versus the work or energy input, measured in the same units. It is a measure of performance often used for electrically-powered heating and cooling equipment, with the higher the system COP corresponding to the more efficient operation.

Cold Climate ASHP: A heat pump product designed to identify air-source heat pumps that are best suited to heat efficiently in cold climates (IECC climate zone 4 and higher).

Cold Climate ASHP defined as ccASHP: A heat pump product listed on the Northeast Energy Efficiency Partnership (NEEP) Cold Climate Air Source Heat Pump (ccASHP) Specification and Product List ~~“(NEEP Product List”)~~, designed to identify air-source heat pumps that are best suited to heat efficiently in cold climates (IECC climate zone 4 and higher). The current specification and listed eligible units are available at (<https://neep.org/ASHP-Specification>).

Commissioning Report: A report that shows the results of project start-up tests conducted to ensure the system is operating effectively.

Corrective Action: In the field assessment inspection process, action(s) that must be undertaken by a participant at the direction of NYSERDA or the Electric Utility to correct identified nonconformances (i.e., specific deviations or work that fails to meet the established quality standard).

Commercial Unitary (i.e., Large Commercial) ASHP: Large commercial heat pump systems that include individual heat pump appliances that are powered by three-phase electricity or have rated cooling capacities ≥65,000 Btu/h for the individual appliance.

Custom Incentive Categories: Incentive Categories 4, ~~4A4a~~ and 6.

Decommissioning: Existing fossil fuel space heating or domestic hot water (DHW) heating appliance that is retired or removed in a manner that complies with all applicable federal, state, and municipality laws, regulations, and codes and is installed in conjunction with an eligible heat pump system. Decommissioning Guidance Checklist available at <https://saveenergy.ny.gov/NYScleanheat/resources/>

Designer: Individual or company that designs heat pump system. Requirements to be an eligible

designer in the NYS Clean Heat Program are described in the NYS Clean Heat Program Manual.

Desuperheater: An optional feature of a GSHP system that takes advantage of waste heat generated by the compressor and transfers the waste heat to a domestic hot water system.

Direct Exchange (DX) GSHP: Direct exchange GSHP systems circulate a refrigerant through a buried, closed-loop copper pipe.

Driller: Individual or entity that drills GSHP systems. Requirements to be an eligible driller in the NYS Clean Heat Program are described in the NYS Clean Heat Program Manual.

Energy Efficiency Ratio (EER): A measure of how efficiently a cooling system will operate when the outdoor temperature is 95 degrees Fahrenheit. It is calculated by dividing the rated cooling output at 95 degrees Fahrenheit by the watts used by the AC/HP system. A higher EER means the system is more efficient. It is an instantaneous measure of electrical efficiency, unlike SEER (Seasonal Energy Efficiency Rating), which is an averaged value of efficiency. This is a term applied to air conditioning equipment.

Energy Recovery Ventilator (ERV): ERVs reduce heating and cooling loads while maintaining required ventilation rates by facilitating sensible heat transfer between outgoing conditioned air and incoming outdoor air. ERVs employ air-to-air heat exchangers to recover energy from exhaust air for the purpose of pre-conditioning outdoor air prior to supplying the conditioned air to the space, either directly or as part of an air-conditioning system. Unlike HRVs, ERVs do not transfer latent heat (moisture content) between supply and exhaust air streams.

Full Load Heating System: A system installed that satisfies at least 90% of total system heating load at design conditions. For locations where the total system cooling load is greater than the heating load, the heat pump system cooling capacity shall be as small as possible to satisfy the cooling load, while minimizing oversizing for the heating function to the extent possible.

Ground Source Heat Pump (GSHP) system: An HVAC system comprising one or more heat pumps, ground loops, interior distribution systems and terminal units that enables the air and/or water in buildings to be conditioned by exchanging thermal energy with the ground, ground water, or other natural body of water.

Gut Rehabilitation ("Rehab"): Any work that could be considered an "Alteration" per the [Energy Conservation Construction Code of New York State \(ECCCNYS\)](#), [ECCCNYS](#), as defined in Sections C202 and R202 of the code and as covered in Sections C503 and R503, which make alterations subject to new construction code requirements.

Heat Pump System: One or more [electric](#) heat pump appliances installed in a building to provide partial or full load heating and cooling to the building's conditioned space. The heat pump appliances and associated components may be centrally or separately controlled. In a multifamily building in which a central heating plant serves more than one apartment, the heat pump system must be designed and installed to provide heating to all of the individual apartments and common areas otherwise served by the central heating plant.

Heat Pump System Heating Capacity: For buildings whose BHL exceeds BCL, the heat pump system heating capacity shall be as small as possible to satisfy BHL, while minimizing oversizing for the cooling function to the extent possible with available equipment.

Heat Pump System Cooling Capacity: The sum of the cooling output of all heat pump appliances in the system, expressed in British Thermal Units per hour (Btu/h), at the cooling design temperature used for the building cooling load (BCL) calculation. For buildings whose BCL exceeds BHL, the heat pump system cooling capacity shall be as small as possible to satisfy BCL, while minimizing oversizing for the

heating function to the extent possible with available equipment.

Heat Pump Water Heater (HPWH): HPWHs are water heater tanks that heat domestic hot water or process hot water through the use of an onboard air source heat pump that extracts heat from the air in the building surrounding the unit. They use a secondary electric resistance as a back-up to ensure that the water temperature meets the desired setpoint during times of high demand. Air source HPWH models come in two versions (integrated and split-system HPWH) and both versions are eligible for incentives under the program.

Heat Recovery Ventilator (HRV): HRVs reduce heating and cooling loads while maintaining required ventilation rates by facilitating both sensible (heat content) and latent (moisture content) heat transfer between outgoing conditioned air and incoming outdoor air. HRVs employ air-to-air heat exchangers to recover energy from exhaust air for the purpose of pre-conditioning outdoor air prior to supplying the conditioned air to the space, either directly or as part of an air-conditioning system.

Incentive Category: Grouping in the NYS Clean Heat Program reflecting applicable technology type, system size, customer type, and incentive structure.

Installer: Individual or entity that installs a heat pump system. Requirements to be an eligible installer in the NYS Clean Heat Program are described in the NYS Clean Heat Program Manual.

Integrated Controls (ICs): Coordinates the heating operation of heat pump (ducted and ductless) systems with ancillary heating systems such as fossil fuel boilers and furnaces. ICs prioritize operation of the heat pump system as the first stage of heat and rely on the ancillary system as backup or second stage of heat. Integrated Controls eligibility document available at <https://saveenergy.ny.gov/NYScleanheat/resources/>

International Ground-Source Heat Pump Association (IGSHPA): An association established to advance GSHP technology, which conduct geothermal research and installer training and accreditation.

Mini-Split Heat Pump (MSHP): A type of cold climate ASHP or ccASHP that can circulate refrigerant between an outdoor unit containing a variable capacity compressor and one or more indoor air handlers. MSHPs are often referred to as “ductless mini-splits” because they are typically ductless. These units can also be installed with short duct runs that enable single air handlers to serve more than one room at a time.

MMBtu of Annual Energy Savings: Estimation of first-year site energy savings, which accounts for both the decreased fuel and the change in electricity consumed at the site.

Multifamily: A residential building with five or more units.

Nonconformances: In the field assessment inspection process, specific deviations or work that fails to meet the quality standard established for program requirements, industry standards and quality requirements.

Partial Load Heating System: A partial load heating system is a primary, first stage, heat pump system installed alongside a supplemental, second stage, heating system for the purpose of providing heating. The supplemental heating system may be either the existing system or a new system. In this type of system, the total heat pump system heating capacity satisfies <90% of the building’s design heating load (“BHL”) at design conditions.

Participating Contractor: ASHP and GSHP designer and installer that is eligible to apply for and receive incentives under the NYS Clean Heat Program. To become a Participating Contractor, an entity must submit the statewide Participating Contractor Application and a Contractor Participation Agreement for

each Electric Utility service territory where work will be performed (available at <https://saveenergy.ny.gov/NYScleanheat/become-participating-contractor/> - <https://saveenergy.ny.gov/NYScleanheat/become-participating-contractor/>). Upon approval, the applicant will receive an approval notification from the Electric Utility and become eligible to apply for incentives in the Program. GSHP drillers must also be approved through this process to become a “participating driller,” but are not eligible to submit for and receive incentives. Each GSHP installation must be completed by a participating driller. Contractors installing only HPWH do not have to be a Participating Contractor to submit an incentive application on behalf of a customer.

Participating Distributor: HPWH distributor that is eligible to offer and receive incentives under the NYS Clean Heat Program. To become a Participating Distributor, an entity must submit a HPWH Distributor Participation Agreement to their Utility Partner. Upon approval, the distributor will become eligible to apply for incentives in the Program.

Cold Climate Packaged Terminal Heat Pump (PTHP_{ccPTHP}): A packaged terminal heat pump is a wall sleeve and a separate un-encased combination of heating and cooling assemblies specified by the builder and intended for mounting through the wall, ~~and that is industrial equipment.~~ It includes a prime source of refrigeration, separable outdoor louvers, forced ventilation, and heating availability by builder's choice of hot water, steam, or electricity. A PTHP utilizes reverse cycle refrigeration as its primary heat source and is equipped with supplementary heating via hot water, steam, or electric resistant heat. To be eligible for the Program, each unit in a PTHP system must be on the NEEP Product List, i.e., be a ccPTHP.

Prescriptive Incentive Category: Incentive Categories 1, 2, 3, 5, 7, 8, and 9.

Single Package Vertical Heat Pump (SPVHP): A single package vertical heat pump is an air-cooled commercial package air conditioning and heating equipment that is factory-assembled as a single package, has components that are arranged vertically, and is intended for exterior mounting on, adjacent interior to, or through an outside wall. These units may be powered by a single-or 3-phase current and may contain 1 or more separate indoor grilles, outdoor louvers, various ventilation options, indoor free air discharges, ductwork, well plenum or sleeves. SPVHPs utilizes reverse cycle refrigeration as its primary heat source and may be equipped with supplementary heating via hot water, steam, gas or electric resistant heat.

Variable Refrigerant Flow Heat Pump (VRF): VRF systems circulate refrigerant between a variable capacity compressor and multiple indoor air handlers, each capable of individual zone temperature control. VRF systems can be built with heat recovery and cooling capabilities that allow simultaneously heating to some zones and cooling to other zones. VRF systems may be air-source or ground-source type heat pumps.

11. Appendix 2: Calculating Sizing Ratios in the New York State Clean Heat Program Guide

1. Cold Climate Air Source Heat Pump / Mini-Splits (<65,000 btu/h cooling capacity)

AHRI Test Method: 210/240

$$\text{Heating Sizing Ratio} = \frac{\text{Max Heating Capacity at Design Temperature, F}}{\text{Calculated Heating Load}}$$

$$\text{Cooling Sizing Ratio, when BCL} > \text{BHL} = \frac{\text{Max Cooling Capacity at Design Temperature, F}}{\text{Calculated Cooling Load}}$$

$$\text{Cooling Sizing Ratio, when BHL} > \text{BCL} = \frac{\text{Min Cooling Capacity at Design Temperature, F}}{\text{Calculated Cooling Load}}$$

Maximum heating and cooling capacities at design temperatures may be obtained in the following ways:

- Download the NEEP certificate for the appropriate make/model heat pump. Linearly interpolate (if necessary) between the known maximum heating capacities at 5 degrees and 17 degrees to obtain the maximum heating heat pump performance at the design temperature. For cooling, linearly interpolate (if necessary) between known maximum cooling capacities at 95 degrees and 82 degrees to obtain the maximum cooling performance at the design temperature. Note that if the BHL>BCL, the cooling size ratio may be calculated using minimum cooling capacity at the design temperature, by extrapolating between known minimum NEEP cooling capacities at 95 degrees and 82 degrees respectively.
- Obtain manufacturer-specific performance and capacity data at the design temperature or use manufacturer software that provides equipment performance and capacity at the design temperature.

Example using NEEP method: Downstate location with heating design temperature at 12°F.

Heating Design Temperature: 12°F

Proposed Heat Pump Make: Fujitsu

Proposed Heat Pump Model: AOU36RLAVM

Maximum Heating Output at 5°F: 37,900 btu/h

Maximum Heating Output at 17°F: 42,000 btu/h

Heating Load at 12°F: 38,500 btu/h

$$\frac{42,000 \text{ btu/h} - 37,900 \text{ btu/h}}{17 \text{ degree} - 5 \text{ degree}} = \frac{42,000 \text{ btu/h} - x \text{ btu/h}}{17 \text{ degree} - 12 \text{ degree}}$$

$$x = 40,291.67$$

$$\text{Heating Sizing Ratio} = \frac{40,291.67 \text{ btu/h}}{38,500 \text{ btu/h}} = 1.05$$

FUJITSU FUJITSU J-Series
Multizone All Non-ducted
AHRI Cert #: **8693480**
Outdoor Unit #: **AOU36RLAVM**
Indoor Unit #:
INFINITE COMFORT 🔥 Maximum Heating Capacity (Btu/hr) @5°F: **37,900**
🔥 Rated Heating Capacity (Btu/hr) @47°F: **42,000**
❄️ Rated Cooling Capacity (Btu/hr) @95°F: **36,000**

Information Tables

Brand	FUJITSU
Series	J-Series
Ducting Configuration	Multizone All Non-ducted
AHRI Certificate No.	8693480
Outdoor Unit #	AOU36RLAVM
Indoor Unit Type	Non-Ducted Indoor Units
Indoor Unit #	
Furnace Unit #	
SEER	19
EER	13.3
HSPF Region IV	11.4
Energy Star	✓
Variable Capacity	✓
Turndown Ratio (Max 5°F/Min 47°F)	2.3
Capacity Maintenance (Max 5°F/Max 47°F)	90%
Capacity Maintenance (Rated 17°F/Rated 47°F)	61%
Capacity Maintenance (Max 5°F/Rated 47°F)	90%
Integration	
Connectivity	
Operational Diagnostics	
Refrigerant(s)	

Performance Specs

Heating /Cooling	Outdoor Dry Bulb	Indoor Dry Bulb	Unit	Min	Rated	Max
Heating	-4°F	70°F	Btu/h	12,960	-	33,600
			kW	1.13	-	3.74
			COP	3.36	-	2.63
Heating	5°F	70°F	Btu/h	14,860	-	37,900
			kW	1.1	-	4.06
			COP	3.96	-	2.74
Heating	17°F	70°F	Btu/h	16,460	25,800	42,000
			kW	1.2	2.7	4.43
			COP	4.02	2.8	2.78
Heating	47°F	70°F	Btu/h	16,460	42,000	42,000
			kW	0.87	3.2	3.2
			COP	5.54	3.85	3.85
Cooling	82°F	80°F	Btu/h	18,190	-	36,000
			kW	0.95	-	2.37
			COP	5.61	-	4.45
Cooling	95°F	80°F	Btu/h	18,190	36,000	36,000
			kW	1.09	2.71	2.71
			COP	4.89	3.89	3.89




Figure 1: NEEP Certification ccASHP

2. Larger Unitary Heat Pumps (>65,000 btu/h)

AHRI Test Method: 340/360

$$\text{Heating Sizing Ratio} = \frac{\text{Heating Capacity at Design Temperature}}{\text{Calculated Heating Load}}$$

$$\text{Cooling Sizing Ratio} = \frac{\text{Cooling Capacity at Design Temperature}}{\text{Calculated Cooling Load}}$$

Heating and cooling capacities at design temperatures may be obtained in the following ways:

- Download the AHRI certificate for the appropriate make/model heat pump. Extrapolate (if necessary) between the known certified rated heating capacities at 17 degrees and 47 degrees to obtain the heating heat pump performance at the design temperature. For cooling, use AHRI cooling capacity at 95 degrees directly as values cannot be extrapolated from the AHRI certified data.
- Obtain manufacturer specific performance data at the design temperature.

Example using AHRI method: Downstate location with heating design temperature 15°F and cooling design temperature 87°F.

Heating Design Temperature: 12°F

Cooling Design Temperature: 87°F

Proposed Heat Pump Make: Daikin

Proposed Heat Pump Model: DPS010AHHE2

Rated Heating Output at 17°F: 62,000 btu/h

Rated Heating Output at 47°F: 105,000 btu/h

Rated Cooling Output at 95°F: 119,000 btu/h

Heating Load at 12°F: 56,000 btu/h

Cooling Load at 17°F: 118,000 btu/h

$$\frac{105,000 \text{ btu/h} - 62,000 \text{ btu/h}}{47 \text{ degree} - 17 \text{ degree}} = \frac{105,000 \text{ btu/h} - x \text{ btu/h}}{47 \text{ degree} - 12 \text{ degree}}$$

$$x = 54,833 \text{ btu/hr}$$

$$\text{Heating Sizing Ratio} = \frac{54,833 \text{ btu/h}}{56,000 \text{ btu/h}} = 0.978$$

$$\text{Cooling Sizing Ratio} = \frac{119,000 \text{ btu/h}}{118,000 \text{ btu/h}} = 1.008$$



Certificate of Product Ratings

AHRI Certified Reference Number : 5831165

Date : 03-31-2021

Model Status : Active

Brand Name : DAIKIN

Model Number : DPS010AHHE2**4*

AHRI Type : HSP-A

Refrigerant Type : R-410A

Hertz : 60

Sold In? : USA, Canada, Outside USA and Canada

Rated as follows in accordance with the latest edition of AHRI 340/360 Performance Rating of Commercial and Industrial Unitary Air-conditioning and Heat Pump Equipment and AHRI 365 and subject to rating accuracy by AHRI-sponsored, independent, third party testing:

Cooling Capacity 95F/Cooling Capacity 95F at 230v : 119000/119000

EER 95F/EER 95F at 230v : 11.70/11.70

Heating Capacity 47F/Heating Capacity 47F at 230v : 105000/105000

COP 47F/COP 47F at 230v : 3.42/3.42

Heating Capacity 17F/Heating Capacity 17Fat 230v : 62000/62000

COP 17F/COP 17Fat 230v : 2.38/2.38

IEER/IEER at 230v : 18.0/18.0

The following data is for reference only and is not certified by AHRI

Full Load Indoor Coil Air Quantity (scfm) : 3850

Figure 2: AHRI Large Unitary Heat Pump

Note that if interpolation/extrapolation of heating capacities using the AHRI method results in irregularities, reviewers shall request manufacturer specific performance data at the design temperature.

If product is not AHRI rated, manufacturer performance-specific data may be used. For non-AHRI rated equipment, performance data should be provided at the same rated conditions as the applicable AHRI test method for the purposes of determining eligibility.

3. Air Source Variable Refrigerant Flow

AHRI Test Method: 1230

$$\text{Heating Sizing Ratio} = \frac{\text{Heating Capacity at Design Temperature}}{\text{Calculated Heating Load}}$$

$$\text{Cooling Sizing Ratio} = \frac{\text{Cooling Capacity at Design Temperature}}{\text{Calculated Cooling Load}}$$

Heating and cooling capacities at design temperatures may be obtained in the following ways:

- a. Download the AHRI certificate for the appropriate make/model heat pump. Extrapolate (if necessary) between the known certified rated heating capacities at 17 degrees and 47 degrees to obtain the heating heat pump performance at the design temperature. For cooling, use AHRI cooling capacity at 95 degrees directly as values cannot be extrapolated from the AHRI certified data.
- b. Obtain manufacturer specific performance data at the design temperature

Note that if interpolation/extrapolation of heating capacities using the AHRI method results in irregularities, reviewers shall request manufacturer specific performance data at the design temperature.

Relevant example showing AHRI method is provided in Appendix 2, Section 2 Above.

If product is not AHRI rated, manufacturer performance specific data may be used. For non-AHRI rated equipment, performance data should be provided at the same rated conditions as the applicable AHRI test method for the purposes of determining eligibility.

4. Geothermal Heat Pumps (including GSVRFs and console type units)

Heating and cooling capacities at design temperatures may be obtained in the following ways:

- a. Downloading the AHRI certificate for the appropriate make/model heat pump and pulling the certified full load heating and cooling capacities directly from certificates to calculate sizing ratio. Note that if BHL>BCL, the cooling sizing ratio may be calculated using AHRI ground source part load capacity.
- b. Obtain manufacturer specific performance data at the design temperature.

Test Method: ANSI/AHRI/ASHRAE/ISO Standard 13256-1

$$\text{Heating Sizing Ratio} = \frac{\text{Full Load Heating Capacity at Design Temperature}}{\text{Calculated Heating Load}}$$

$$\text{Cooling Sizing Ratio} = \frac{\text{Full Load Cooling Capacity at Design Temperature}}{\text{Calculated Cooling Load}}$$

Example:

Make: Ice Air

Model: 8VSHPG12

Full Load Heating Capacity: 9,000 btu/h

Heating Load: 8,000 btu/h

$$\text{Heating Sizing Ratio} = \frac{9,000 \text{ btu/h}}{8,000 \text{ btu/h}} = 1.125$$

Certificate of Product Ratings

AHRI Certified Reference Number : 205746251

Date : 11-19-2020

Model Status: Active

Old AHRI Reference Number :

Product : Water-to-Air and Brine-to-Air

Model Number : 8VSHPG12**

Brand Name : ICE AIR LLC

Rated as follows in accordance with ANSI/AHRI/ASHRAE/ISO Standard 13256-1 Water-to-Air and Brine-to-Air Heat Pumps and subject to verification of rating accuracy by AHRI sponsored, independent third party testing:

	Full Load	Part Load1	Part Load2	Part Load3
Air Flow Rate - Cooling:	500			
Air Flow Rate - Heating:				



Certificate of Product Ratings

AHRI Certified Reference Number : 205746251

Date : 11-19-2020

Model Status: Active

Old AHRI Reference Number :

Product : Water-to-Air and Brine-to-Air

Model Number : 8VSHPG12**

Brand Name : ICE AIR LLC

Rated as follows in accordance with ANSI/AHRI/ASHRAE/ISO Standard 13256-1 Water-to-Air and Brine-to-Air Heat Pumps and subject to verification of rating accuracy by AHRI-sponsored, independent third party testing:

	Full Load	Part Load1	Part Load2	Part Load3
Air Flow Rate - Cooling:	500			
Air Flow Rate - Heating:				



Figure 4: Geothermal AHRI Certificate

If equipment is being installed in non-standard temperatures, option B should be followed to calculate sizing ratio. The participating contractor will be required to submit manufacturer performance data at the specific design conditions. The AHRI method will apply in most circumstances.

If product is not AHRI rated, manufacturer performance-specific data may be used. For non-AHRI rated equipment, performance data should be provided at the same rated conditions as the applicable AHRI test method for the purposes of determining eligibility.