

Air Source Heat Pump Tips



Get the Most Out of Your Heat Pump

Heat pumps work differently than boilers or furnaces. Here are some tips to help you get the most from your heat pump.



Let Your Heat Pump Run

Cold-climate heat pumps deliver heat throughout the entire cold weather season and are most efficient when maintained at a steady temperature. It is not advised to shut your heat pump off, even when temperatures fall below zero. Set your heat pump's thermostat to a comfortable level, which may need to be higher than normal to maximize comfort and savings.

If a central heating system is the original heat source in your home, its thermostat should be set lower than your heat pump. However, be sure your central system runs enough during extreme cold weather to keep pipes from freezing by setting the thermostat slightly higher than normal if temperatures are below 20°F.

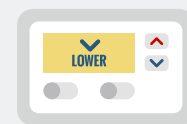
Some Strategies to Consider

Zones/Thermostats/Dampers

It's important to coordinate the thermostats and operation of your heat pump and central system. If your central system has zones, you should turn the thermostat down, or off, for the zone where the heat pump is located. If your central system isn't zoned, or the zone is large, consider closing dampers, registers, or radiators in the space where the heat pump is located. If remote parts of your home are too cold, slightly increase the temperature on the central system thermostat until all areas of your home reach a comfortable level.



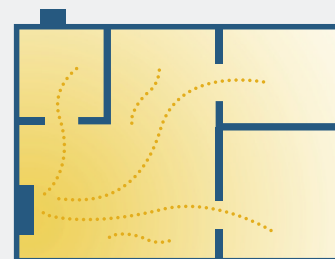
Heat Pump Remote



Thermostat

Doors

If you are trying to heat multiple rooms, be sure to open doors between the heat pump and any rooms you'd like to heat. Conversely, close the doors to adjacent rooms if you are only trying to heat the room where the heat pump is installed.





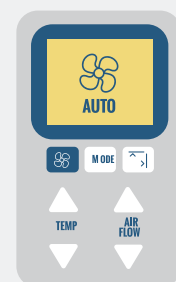
Some Strategies to Consider (continued)

Fan

Start with the setting on Auto Fan. If heat does not spread far enough, set it to the lowest level that will meet your needs. Then adjust the air flow direction for comfort—warm air is best directed downward. Adjust the vanes to direct air flow where you need heat most.

Modes

Set the heat pump mode to “Heat” in the winter and “Cool” in the summer, rather than using the Auto Temperature mode, which automatically switches between heating and cooling based on indoor temperature. For example, the system could start heating on a cool summer night or cooling on a sunny winter afternoon. It could also lead to heating and cooling battles between HVAC systems.



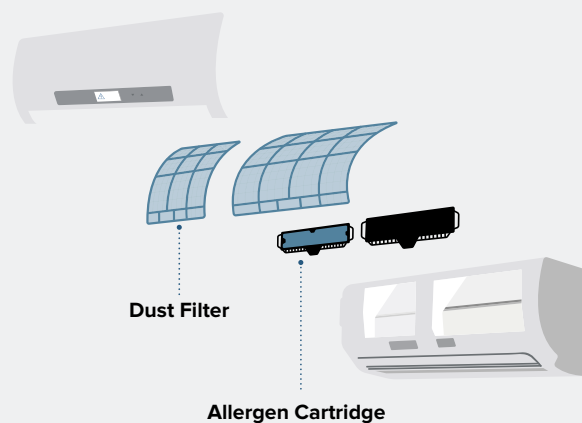
Heat Pump Remote

Keep the Heat Pump Clean

Heat pumps work best when dust filters are clean. Vacuum or rinse filters when the indicator light comes on or if they become visibly dirty. Wash or replace allergen cartridges according to manufacturer recommendations. Keep the outdoor unit clear of obstructions, like leaves or snow. Additionally, you may need to direct water away from the unit with a rain cover.

Enjoy the Savings

Cold-climate heat pumps deliver heat efficiently and work best when maintained at a constant temperature, even during extreme cold weather conditions. Unlike older heating systems, turning the heat pump down at night may actually increase costs. Using a combination of these tips can maximize comfort and savings.



Learn More nysderda.ny.gov/heat-pumps

Find a Participating Installer

nysderda.ny.gov/ashp-contractor



NYSERDA